

SCIENCE HOLIDAY HOME WORK



Class ▶ VI




Date ▶







Name ▶


Roll No. ▶

BIOLOGY

- I. There are ten items. For each one in turn you need to choose one of the three options and justify your answer.

	1.SILK <ul style="list-style-type: none">○ Living○ Non-living but once part of living thing○ Non-living and never part of a living thing	REASON
	2.STEEL KNIFE <ul style="list-style-type: none">○ Living○ Non-living but once part of living thing○ Non-living and never part of a living thing	REASON
	3.COTTON <ul style="list-style-type: none">○ Living○ Non-living but once part of living thing○ Non-living and never part of a living thing	REASON

	4. WATER <ul style="list-style-type: none"> ○ Living ○ Non-living but once part of living thing ○ Non-living and never part of a living thing 	REASON
	5. MILK <ul style="list-style-type: none"> ○ Living ○ Non-living but once part of living thing ○ Non-living and never part of a living thing 	REASON
	6. FOSSIL <ul style="list-style-type: none"> ○ Living ○ Non-living but once part of living thing ○ Non-living and never part of a living thing 	REASON
	7. PAPER <ul style="list-style-type: none"> ○ Living ○ Non-living but once part of living thing ○ Non-living and never part of a living thing 	REASON
	8. LEATHER <ul style="list-style-type: none"> ○ Living ○ Non-living but once part of living thing ○ Non-living and never part of a living thing 	REASON
	9. RUBBER <ul style="list-style-type: none"> ○ Living ○ Non-living but once part of living thing ○ Non-living and never part of a living thing 	REASON

	10.PLASTIC <ul style="list-style-type: none"> ○ Living ○ Non-living but once part of living thing ○ Non-living and never part of a living thing 	REASON
-----------------------------------------------------------------------------------	-----------------------------------------------------------------------------------------------------------------------------------------------------------------------------------------	---------------

II. Plant Vocabulary

Use the vocabulary words in the box to complete the sentences below.

Seeds oxygen water life cycle fruit
pollen leaves stem roots

1. New plants grow from _____.
2. Plants give off _____ to help us breathe.
3. The _____ of a plant grow underground.
4. Insects carry _____ from flower to flower.
5. The _____ of a plant shows how it grows, lives and dies.
6. All plants need sunlight, food and _____.
7. The _____ of a plant grow on the stem.
8. Sometimes, a plant can grow _____ that we can eat.
9. The part of the plant that holds it up straight is the _____.

III. Out of Order! Seeds

Directions: Read the sentences, which are out of order. Rearrange the sentences and write them in the correct order so that the story makes sense.

Next, sprinkle some water onto the seeds.

Next, drop a seed into each hole.















First, dig some little holes in the soil in the pots.

Then, cover the holes with some soil.

Finally, place the pots into the sunlight.

IV. a) Sherley was given by her teacher a chart on lifecycle of a bird.
She was asked to number it in the correct order.

Life Cycle of a Bird

This image shows a blank sheet of white paper with horizontal ruling lines. The lines are evenly spaced and run across the width of the page. There are no margins, text, or other markings on the paper.