





LESSON - 3

THE FISH AND THE DUCK

Miss Bambi, the fish, was merrily swimming with her friends. She saw Sumit sitting on the shore. His fishing line had a juicy bit of earthworm on the end. Bambi said to herself, "What a tasty trap!" She went to all the fishes and said, "Let's go somewhere else or we will be eaten up". Then she found a shell, a King Shell and hung it by the hook.



Sumit said, "I think, I have a big fish on my hook. Let me pull it out. What's this? It is a King Shell, not a fish. How unlucky I am!"



Bambi had a good laugh. —Ha – Ha – Ha .

Ducky Duck saw Bambi and paddled to her.

Ducky Duck said, “ You are very clever, Bambi. Come, be my friend.”

Bambi said, “Thankyou Mr.Ducky Duck. But I think I am too young to play with you. I am also late. I must run home. Bye!”



I. New words

push, shore, sheep, sea, seek, sell, earthworm, shell

II. Read and write

(A) Answer these questions :

1. What was Sumit doing?
2. What was Bambi doing?
3. What did Bambi put on the hook?
4. Why was Sumit unhappy?
5. What did Ducky Duck really want?

(B) Who said:

"What a tasty trap!"

"It is a king shell not a fish. How unlucky I am!"

"You are very clever Bambi. Come , be my friend."

"But I think I am too young to play with you."

III. Say aloud

merrily, shore, juicy, earthworm, paddled, shell

IV. Listen and repeat

sea - she, sell - shell, sore - shore, sit - shit

V. Let's talk

(A) Twist your tongue :

She sells sea shells on the sea shore.

Note : The teacher will help the learners pronounce the words correctly.

- (B)** 1. Was Bambi clever? How can you say that?
 2. Did the duck really want her to be his friend?
 3. What would have happened if Bambi had gone to play with the duck?

VI. Vocabulary

(A) Find the correct antonyms from the bracket and write them.

(over, near, push, bottom, young)

1. top
2. under
3. far
4. old
5. pull

(B) Movement of animals :

(swim, fly, crawl, flutter, climb)

1. snail
2. fish
3. birds
4. monkey
5. butterflies

VII. Structures in context

(A) Sort out all proper and common nouns from the lesson and write them in the table.

Proper noun	Common noun

Note : The name of a person, place, animal or thing is called a **noun**. The names by which we call common things around us like **animals, schools, instruments** are called **common nouns**. Similarly the names by which we know people, countries, towns, rivers, pets, months, days, etc., are called **proper nouns**. They begin with a capital letter. **Sumit, India, Chhattisgarh, Raipur, January, Thursday** etc., are all proper nouns.

(B) Look at the examples and make exclamatory sentences:

I am very unlucky.

How unlucky I am!

He is very clever.

How clever he is!

This is a beautiful painting.

How beautiful painting this is!

You are very smart.

.....

They are very strong.


.....

The book is very interesting.

.....

IX. Fun time

(A) Look at the picture and write about the activities you see in it.



(B) Complete the rest of the story with these four words.


tree,



mango,



parrot,



monkey



One day a **parrot** saw a **mango** in a **tree**. The **parrot** flew towards the **mango**. He saw **a monkey**. The **monkey** said to the **parrot**, “Don’t touch the mango. It is mine.” The **parrot** said, “Brother ! I am very hungry. Please let me eat half of the” The agreed. Together they ate the Thus the and the became friends.

X. Activity -Word chain

Teachers can give this activity as an individual or group task. Teacher will write a word on the blackboard and ask the students to keep on adding words which start with the last letter. Teacher will allot time to the students and ask them to present it before the class as soon as they finish the task.

M A N

E

T I M E

A

R O A D

O

W

N O R T H



(Do not use proper nouns.)