

# UNTITLED-1



**by sai**

## LESSION-1 A, B, C ...



A, B, C ...,  
Tumble down D.  
The cat is in the cupboard,  
And can't see me.

### *New Words*

tumble - yq<+duk

cupboard - vkyekjh

Give each child a piece of square shaped chart-paper and ask him to write one alphabet and colour it. Collect all the papers for further teaching of sounds and words.

*Use the papers for :*

(i) Alphabetical arrangement of the letters - A Z.

(ii) Recognition of letters presented randomly.

(iii) Framing new words.

***Match the Capital letters with their small letters. One is done for you -***

**Vowels Consonants**

A i B f K z

E u D c M j

I o F r V x

O a G t J s

U e C p Q n

H b Z v

P g Y q

R d X k

T l S m

W h N y

L w

***Note :- The teacher will tell the students about vowels and consonants***

## **SOUNDS (I)**

***Look, Listen and Repeat :***

at ap an



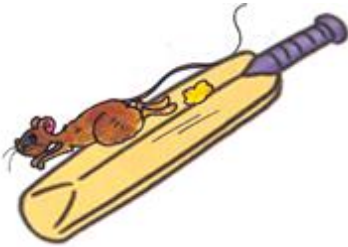
cat



cap



fan



bat



tap



man

*Let's say the sounds :*

at cap an

rat sap van

sat tap can

mat gap ran

fat nap pan

### **FUN TO LEARN !**

Match the words of list 'A' with the same sounding words of list 'B' One has been done for you. fat - mat

***List A List B***

(1) fat (1) tag

(2) van (2) bad

(3) bag (3) mat


(4) sad (4) man

***Look and read:***

(1) A cat sat on the mat.



(2) A rat ran on the bat.



(3) A cap is on the mat.



(4) The man is in the van.



(5) The lad has a bat.



(6) He has a fan.



(7) The wall has a gap.



(8) The map is on the wall.



### DO IT NOW

Make a correct word from the jumbled letters given below:

a t f t a m

p a c n f a

g p a n a v

*Note - Use the flash cards made earlier.*



## **LESSION-2 One, Two....**



One, Two

Buckle my shoe.

Three, Four

Shut the door.

Five, Six

Pick up sticks.

Seven, Eight

Lay them straight.

Nine, Ten

A big fat hen.

### *New Words*

buckle - cdlqv kckj/kuk shut - cUn djuk

pick - pquuk sticks - MafM;kj

lay - j[kuk straight - lh/kk

***(I) Write these numbers and number names in your notebook :***

1 - ONE 6 - SIX

2 - TWO 7 - SEVEN

3 - THREE 8 - EIGHT

4 - FOUR 9 - NINE

5 - FIVE 10 - TEN

***(II) Write the following numbers in words:***

10 = \_\_\_\_\_ 5 = \_\_\_\_\_

$7 = \underline{\hspace{2cm}} \quad 3 = \underline{\hspace{2cm}}$

$2 = \underline{\hspace{2cm}} \quad 8 = \underline{\hspace{2cm}}$

$6 = \underline{\hspace{2cm}} \quad 4 = \underline{\hspace{2cm}}$

$1 = \underline{\hspace{2cm}} \quad 9 = \underline{\hspace{2cm}}$


***(III) Count and write :***

***Numbers No. Names***

(1)  =                                 

(2)  =                                   
                                

(3)  =                                   
                                

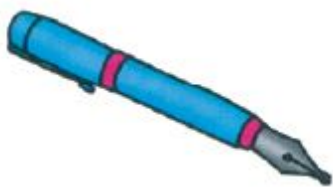
(4)  =



## SOUNDS (II)

*Look, Listen and Repeat:*

en et eg ed



pen



pet



leg




red



hen



net



egg



bed

*Let's say the words :*

den met peg fed

ten get beg led

men set leg red

**Let's do**

*(I) Look at the pictures and write their names. The first letter of the word*

*is given to you:*



= T \_ \_



= H \_ \_



= N \_ \_



= L \_ \_

## (II) Use flash cards:

*Make at least 5 words from the given letters. One has been done for you:*

d e t h g f n

l b a m s r p

c o q u w v

1) hen

### *Fun to Read:*

Sam and Bon-Bon

Sam has a pet.  
It is not a rat.  
It is not a cat.  
It is not a pig.  
It is not a bug.  
It is a dog.  
The dog is Bon- Bon.  
Bon- Bon can run.  
The cat can run.  
The rat can run.  
Run rat run !  
The rat is in the tin.

*Let's speak:*

(1) Two boys sat on the bed.



(2) A red hen is in the net.





(3) A man fed the hen.




***I. Write the missing words to complete the sentences:***

1. Two \_\_\_\_\_ sat on the bed.
2. A red \_\_\_\_\_ is in the net.
3. A man \_\_\_\_\_ the \_\_\_\_\_.

### LESSION-3 I LOVE COLOURS



I Love colours,  
Yes, I do !  
Red and orange,  
Green and Blue.  
I love colours,  
Dark and Bright,  
Yellow and Purple,  
Black and White.



***New words :***

dark - xgjk

bright - pedhyk

purple - cSaxuh

***(I) Draw and colour the following in your note-book and write the names of the colours :***

(1) sky (2) apple (3) sun

(4) mango (5) kite (6) leaf

***(II) Fill in the blanks with missing letters to find the names of the colours :***

(1) Bl - - k (4) W - i t -

(2) P - - p - e (5) Y - l l - w

(3) B - u e (6) R - d


(7) G - e - n

**Read For Fun !**


A white hen had two chicks. One yellow chick and one red chick. The red chick loved red things. The yellow chick loved yellow things.



One day, the red chick saw a chilly. It was red. He ate it up. It was very hot ! He cried, “ It is hot !”.



The yellow chick ran. He got a yellow laddu for the red chick. The red chick ate the laddu. He was happy now.




### SOUNDS (III)

*Look, Listen and Repeat:*

ill ell all



ill well ball



**pill bell tall**

**Let's say the sounds:**

till tell call

fill yell fall

pill sell mall

bill cell tall

*Let's read now:*

Ram is a small boy.

He is not well.





He is in the bed.

He has cold.

He is ill.

Call the doctor.

Pay doctor's bill.



Give Ram a pill.



Tell Ram to play with the ball.

*New Words :*

well - dqvkj ill - chekj

pill - nok dh xksyh call - cqykuk

**Let's Do It :**

*(i) Pick out two words of similar sound from the box for the following words :*

mall, drill, cell, well, will, bell, fall.

(1) tell : \_\_\_\_\_

(2) ill : \_\_\_\_\_

(3) tall : \_\_\_\_\_

*(ii) Fill in the blanks to complete the words:*

(1) s m - - l (5) t a - -

(2) m - l - (6) b i l -

(3) f - - l (7) i - -

(4) b a - - (8) d - i - l



## LESSION-4 ONE AND MORE

*Listen, Speak and Read:*



(i) a cat

cats

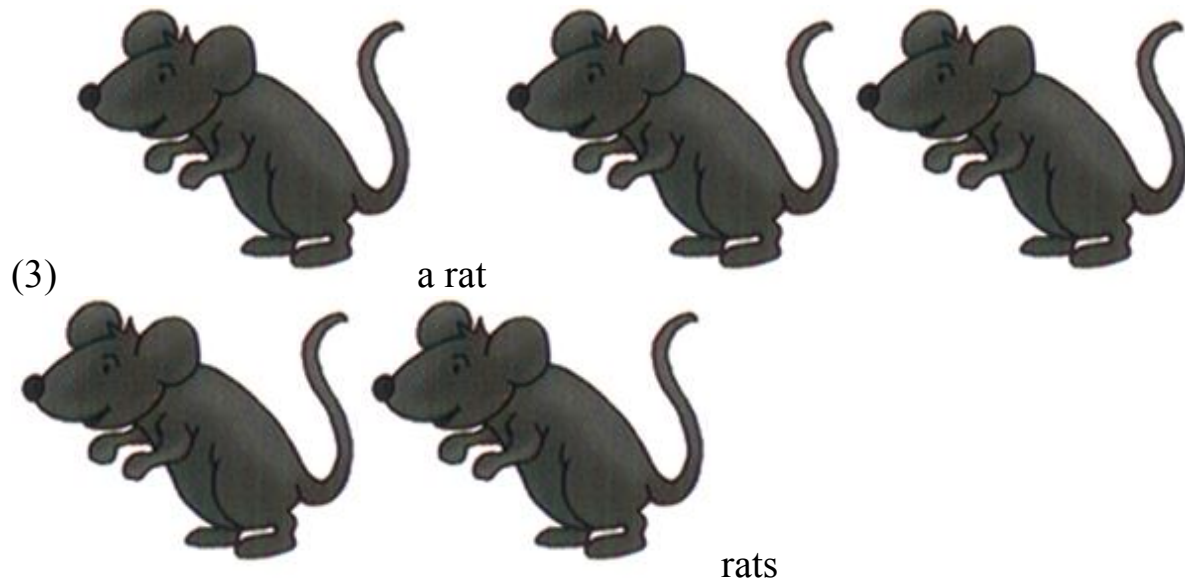


(2)

a cup



cups



**Let's Practise:**

***(I) Add 's' to the given words and learn:***

(i) cap (vi) bag

(ii) mat (vii) pen

(iii) fan (viii) hen

(iv) van (ix) book

(v) mug (x) jug


***(II) Listen, speak and read :***



(2)  
boxes



a box



(3)



a bus



buses

### *Let's Practise:*

*(1) Add 'es' to the given words and learn them.*

(1) bush (5) match

(2) brush (6) catch

(3) class (7) dress

(4) glass (8) fox

### *Let's Do*

*Add 's' or 'es' to the following words :*

(1) coat (5) glass

(2) pant (6) girl

(3) shirt (7) catch

(4) pen (8) brush

## LESSION-5 'A' and 'an'

*Listen, Speak and Read :*

(1) A



a fan



a tap



a cap



a cat



a ball

(II) An



an apple



an umbrella



an orange



an ice-cream



an inkpot

Remember

Use 'an' before vowel sounds (a, e, i, o, u) and 'a' before consonant sounds.

*Learn These:*



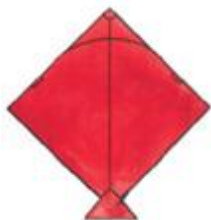
a house



a girl



a parrot a



kite



a peacock



a rat



a box



a bat

*Learn These Now:*



an elephant





an inkpot



an ant



an axe



an ox




an owl

### *Let's Do*

*Fill in the blanks with a or an*

- (1) \_\_\_ man (6) \_\_\_ ox  
(2) \_\_\_ doll (7) \_\_\_ cow  
(3) \_\_\_ ice cube (8) \_\_\_ bag  
(4) \_\_\_ ant (9) \_\_\_ engine  
(5) \_\_\_ gun (10) \_\_\_ boy

### *Fun to Read:*



### *New Words:*

bear - Hkkyw pear - uk'kikrh

licked - pkVk dream - liuk




## LESSION-6 this / that

*Look, listen and repeat:*



(1) This is Mr. Sharma.



(2) That is Mrs. Sharma.



(3) This is Ravi.



(4) That is Asha.




(5) This is a cow.



(6) That is a horse .



(7) This is an orange.



(8) That is an apple.



What is this ?

This is an ant.

**Note :-** Make students practise **this** for objects, people, places near to the speaker and **that** for objects, people, places away from the speaker.



What is that ?



That is a star.

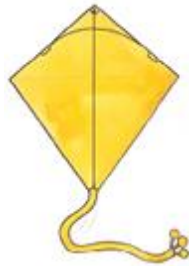
What is this ?



This is a tree.



What is that ?



That is a kite.

### *Activity*

I. Read and write with This / That :

*E.g. : This is an eagle.*



*That is an aeroplane*



\_\_\_\_\_ is a hut.





\_\_\_\_\_ is a girl.



\_\_\_\_\_ is a cup.



\_\_\_\_\_ is a boy.



*II. Answer these questions :*

What is this ?



\_\_\_\_\_.



What is that ?

\_\_\_\_\_.



What is this ?

.....




What is that ?



.....



## LESSION-7 THE FAMILY(A FINGER PLAY)



***Note :** The teacher can draw faces on his/ her fingers. Starting with the thumb.*

This is my father.

This is my mother.

This is my brother Paul.

This is my sister.

This is the baby.

Oh ! How I love them all.

### ***New Words:***

father - **firk** mother - ekj

brother - HkkbZ sister - cgu

### ***Listen and speak:***

Father

Mother

Brother

Sister



This is Ravi.  
He is a boy.



This is his bat.



This is his ball.



That is Ritu.



She is a girl.



That is her house.



That is her doll.

**Let's Do**



**1. Complete the sentences using his/ her:**





This is Mohan.



That is Radha.

This is  kite. This is  book.

This is  umbrella. This is  ring.

This is  bat. This is  cat.

**2. Write the names of your family members:**

father .....

brother .....

mother .....


sister .....

Make a photo frame. Cut a piece of cardboard and cover it with coloured paper. Paste your family photograph on it. Make a strong stand. Place it on your table.



**Note :-** We use *he* and *his* for the male gender and *she* and *her* for the female gender.

## LESSION-8 On The Road



Stop says the red light,  
Go says the green,  
Wait says the yellow,  
Till the light is green.

### *New Words:*

stop - :dks go - tkvks

wait - bartkj djks till - tc rd

### *Look and Read:*



1. car



2. motor cycle



3. scooter



4. truck



5. bicycle




6. tonga

7. van



8. train



9. traffic light



10. traffic policeman



### *Let's Do*

*1. Correct the order of the letters to make meaningful words.*



(a) kerut



(B) rca



(C) riant



(D) sotoecr



2. *Circle the words which are not seen on the road-*

(a) boat, aeroplane, men, train.

(b) fish, bus, sparrow, field.

(c) scooter, cooler, hut, cycle.

3. *Collect pictures of vehicles on land, water and air and stick them in your note-book.*

## LESSION-9 These / Those



These are books.



Those are keys.



These are pens.



Those are apples.



These are inkpots.



Those are birds.



These are goats.





Those are cups



These are oranges.



Those are ducks.

Fun to Learn



What are these ?

**These are owls.**



What are those ?

**Those are tables.**



What are those?

**Those are mangoes.**



What are those ?

**Those are parrots.**



What are these?

**These are dogs.**



What are those ?

**Those are dolls.**

Note:- *The teacher can practise questions with these/ those by showing things around the child.*

## LESSION-10 Clouds



It is hot,  
The sky is blue.  
A little cloud comes,  
looking for you.  
More clouds come,  
They bring rain.  
Sing and dance,  
Its cool again.



New Words

little - NksVk

cloud - ckny


bring - ykuk

cool - B.Mk

again - fQj

1. Learn the poem by heart.
2. Draw clouds, sky, sun and rain in your note book and colour them.

## LESSION-11 Our Body



### New Words

head - **flj** hair - **cky**

face - **psgjk** neck - **xjnu**

elbow - **dksguh** arm - **ckag**

hand - **gkFk** knee - **?kqVuk**

leg - **Vk;x** ankle - **V[kuk**

foot - **ik;o**

Note :- The teacher will point to the different parts of the body and make the children repeat their names.

Let's Do

***1. Draw a face with the help of a pencil as directed.***

Step-1 Draw a circle

Step-2 Draw eyes, ears,  
nose and mouth

Step-3 Draw hair

***2. Name the given parts of the body.***

(1) -----.



(2) -----.



(3) -----.



(4) -----.



(5) -----.



(6) -----.

*(3) Write the names of the parts of the body five times each in your note book.*

*(4) See and learn-*



These are my lips.



These are my eyes.



This is my nose.



These are my ears.



These are my teeth.



This is my tongue.

Fun to Learn

Ten little *fingers*, ten little *toes*,

Two little *ears*, one little *nose*,


Two little *eyes*, that shine so bright,

And one little *mouth*, to kiss mother, good night.




## LESSION-12 The Village Farm

This is Shantipur Village. Rahim is a farmer. He lives in this village. He goes to his field in the morning. He takes his plough. Those are his bullocks. Shantipur has a big well.



Raju and Neha are in the farm with father.



Raju : What is that ?

Father : That is a red hen and that is a brown cock. The hen gives us eggs.

Neha : Father, Look! I see a sheep.

Father : Yes, Neha, the sheep gives wool . See the cows and goats.

Raju : Father, the cow gives milk. We love to drink milk.

Father : Yes, Raju.

Neha : Father, look ! a black horse and a white ox.

Raju and Neha : Father, it is fun to see animals.

New words

village - **xk;o** plough - **gy**

farmer - **fdlku** sheep - **HksM+**

bullock - **cSy** well - **dqvki**

wool - **Åu** milk - **nw/k**

Let's Do

*1. Look at the picture and write what it is. Then find out what it gives you from the given box.*

wool, milk, egg, honey.

What am I ? What I give ?



-----



-----



-----




-----

*Pick out the animals hidden in the grid. Take the help of the pictures.*



G	L	C	O	W	R	T	H
H	P	O	F	I	S	H	O
B	E	E	B	K	M	E	R
D	O	G	U	S	O	X	S
H	E	A	F	H	O	I	E
P	B	D	F	E	C	A	T
O	L	M	A	E	C	N	N
S	Q	R	L	P	K	B	C
E	T	V	O	X	V	A	L





What do trees give us/ Copy it in your notebook.

## LESSION-13 Let's Talk

### Role play

Rohit : Hello ! How are you ?

Salma : Fine, Thank you .

How are you Rohit?

Rohit : I am fine. Thank you.

How are you Tom?

Tom : Very well, Thank you.

Salma : Rohit and Tom, Let's do some actions.

Rohit and Tom : Yes, let's do them.



eat



read



walk





sit



write



throw



stand



run

## New Words

eat - [kkuk drink - ihuk

jump - dwnuk throw - Qsaduk

catch - idM+uk hop - mNyuk

## Fun to Read

***Note : The teacher can ask the students to do the actions taught in the class or in the field.***

Knock at the door,

Peep in.

Open the latch,

Walk in.

Take a chair,

Sit down there.

Say “Good Morning Teddy Bear”.

## LESSION-14 MY HOME



This is my house.



These are my parents  
Look at the rooms.



This is my drawing room.





This is my bed room.



This is my kitchen.



This is my bathroom.

***This is my home.***

Listen and Speak

scenery



television



towel



bucket



spoons



plates



bowls



New Words :

drawing room - **cSBd** scenery - **n`”;**

pillow - **rfd;k** almirah - **vkyekjh**

towel - **rkSfy;k** spoon - **pEep**

bowl - **dVksjh** bucket - **ckYVh**

kitchen - **jlksbZ** bathroom - **Lukux`g**

Let's Do

Pick out the things from the box and put them in the room they are used.

*soap, flowerpot, lamp, fridge, bed, bucket, T.V, computer, cups, spoon, almirah, pillow, sofa*

**BED ROOM BATHROOM KITCHEN DRAWINGROOM**

*Fill in the missing letters and complete the words. Take the help of the given pictures-*



(1) C \_ P



(2) T \_ \_ E



(3) C \_ \_ I R



(4) P \_ N



(5) B \_ W L



(6) S C \_ \_ E \_ Y

Fun to Read



Brush your teeth,  
To make them shine.  
Comb your hair,



To look very fine.




Wash your hands,  
To keep away germs.  
Remember this rule,  
In and out of school.



## LESSION-15 THE CLEVER RAT

1.



Cat runs after the rat.

2.



Rat goes under the mat.

3.



Rat goes up and down the clock.

4.





Cat sees in and out.

5.



The rat falls into the jug.

6.



The cat comes with a bat.

7.



The cat hits the jug.

8.



The rat jumps off the jug.

9.



The rat laughs ha ! ha! ha !