

## HOLIDAY HOMEWORK – 2014-2015

### **Class : II**

Dear Students

Summer Vacation is a welcome break but..... Good Habits and Good Manners are life long assets and manners must be practiced until they become a habit.

Four magic words that are basics of good manners are – Please, Thank you, Excuse me and Sorry. Make these four words a habit and see the difference.

Try to practice these manners -

#### **Manners :**

##### ***At home :***

- Help to keep the house clean especially the areas you use. Clear the toys, books or crafts that remain after you have finished.
- Honesty is the best policy. Tell the truth at all times.
- Be polite.
- Share the T.V time. Do not sit too close while watching T.V.
- Be fair with your friends, brothers and sisters.
- Be responsible.

##### ***At the dining table :***

- Take small helpings and refill, clean your plate up.
- Take small bites, eat neatly, slowly with your mouth closed.
- Help to clear the table and clean up.

##### ***In the park :***

- Littering makes the park untidy.
- Destroying the plants or plucking the flowers will spoil the beauty.
- Wait for your turn on swing and slides.

##### ***At a party :***

- Wish the host.
- Don't mess up somebody's house.

##### ***While shopping :***

- Softly ask your parent for what you want. If refused, don't throw a tantrum.
- Be careful, don't touch any breakable item.

##### ***On the telephone :***

- If there are no elders around, don't let the phone ring long, answer it.
- Talk softly when someone is speaking on the phone and don't interrupt.

##### ***Hygiene :***

- Brush your teeth twice a day.
- Do trim your nails often.

- Do not waste water and electricity.
- Keep your surroundings and environment clean. It is bad habit to throw things out of the window, car or a balcony.
- Make friends having good habits who respect their elders and use good language.

**Be Eco-Friendly :**

- Plant trees and conserve your natural resources

**Sub : English**

*Note : Holiday homework should be done in English Project copy.*

- I. Paste pictures of 5 different butterflies on a chart paper.
- II. Make a colourful mask of your favourite character related to the festival.  
e.g. Santa Claus, Ravana, Hanuman, Ganesha.
- III. Arrange the words in alphabetical order :  
book, aeroplane, ball, camera, spoon, injection, donkey, eagle, horse, jug, fingers, game, kangaroo, needle, yatch, orange, watch, zebra.
- IV. Form 6 words from the big word  
'Independence Day'
- V. Do cursive writing work from page no. 1 to 20.

**Sub : Social Studies**

1. Model of any one type of house.
2. Draw and colour any one religious festival in file paper.
3. Paste two dresses each made up of natural and synthetic fibre in file paper.
4. Write twenty difficult words from the chapter done in the class.
5. Revise all the chapter done in the class.

**Sub : General Science**

*Note : Holiday homework is to be done in a separate thin copy.*

1. Write 15 difficult words each from lesson 1 and lesson 2 and learn the spellings of these words.
2. Write the functions of the following organs.  
a) stomach          b) lungs          c) brain          d) heart
3. On  $\frac{1}{4}$  chart paper paste 10 food items that we get from plants and write their names.
4. Draw 5 food items that are healthy for us and 5 junk food items.
5. Make a greeting card using leaf printing and vegetable printing methods.

## विषय – हिन्दी


1. 'मेरा बगीचा' विषय पर छः पंक्तियाँ लिखो। (हिन्दी कॉपी-2 में)
2. 'सदा सच बोलो।' इस पंक्ति को साफ एवं सुंदर अक्षरों में एक पृष्ठ लिखो।  
(हिन्दी कॉपी-2 में)
3. 'चिड़ियाँ' कविता कंठस्थ करो।
4. परियोजना कार्य –  $\frac{1}{2}$  चार्ट पेपर पर किन्ही चार पक्षियों के चित्र बनाकर उनके नाम लिखो।

## Sub : Mathematics

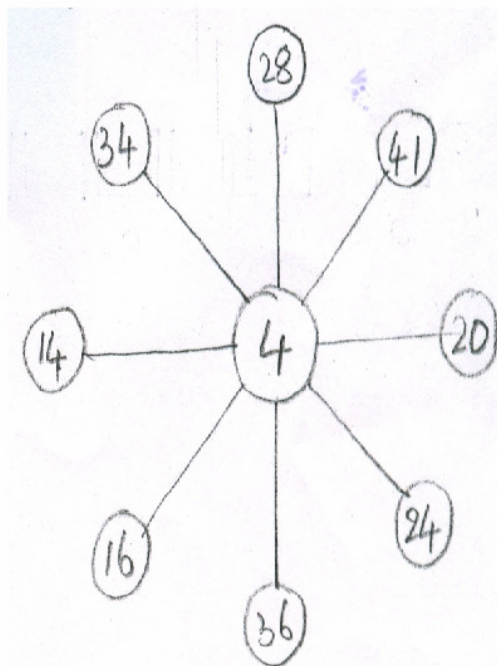
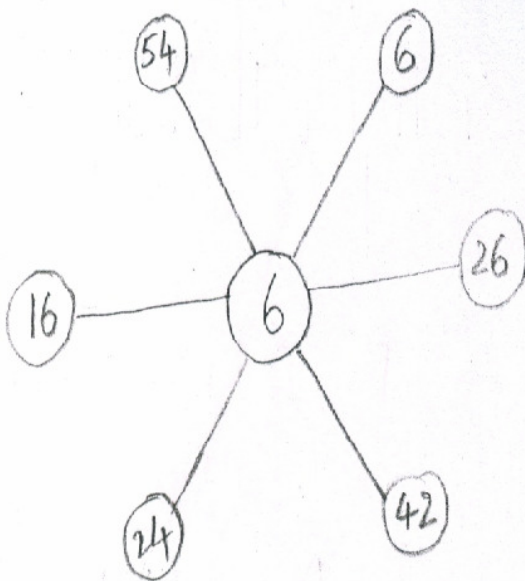
*Note : (i) Do Holiday homework in the Maths project copy.*

*(ii) Copy down the questions with the given pictures and then solve sums.*

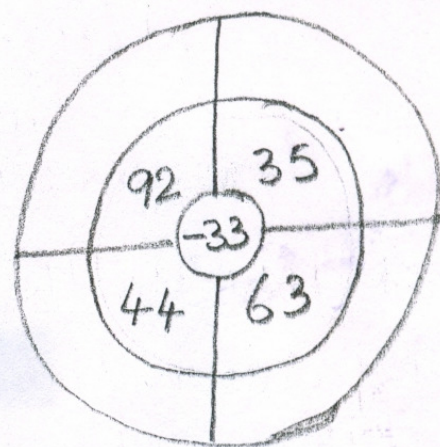
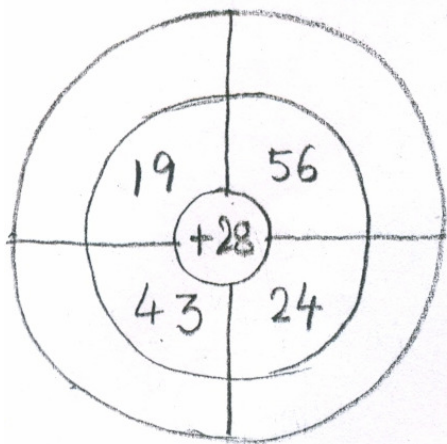
1. Draw and cut the following shapes on marble paper and paste them in a way to get a particular figure (circle, oval, square, rectangle, star)











2. Colour the nos. divisible by 6 in blue and 4 in orange.



3. Fill the Wheel.



4. Match the number sentence to its answer. Then write the letters in the secret message.

1. $6 \times 7 = \underline{\quad}$				
2. $5 \times 8 = \underline{\quad}$				
3. $4 \times 4 = \underline{\quad}$				
4. $6 \times 8 = \underline{\quad}$				
5. $3 \times 7 = \underline{\quad}$				
6. $5 \times 4 = \underline{\quad}$				
7. $6 \times 9 = \underline{\quad}$				
8. $7 \times 7 = \underline{\quad}$				
<div style="display: flex; justify-content: space-around;"> <div><div style="border: 1px solid black; width: 30px; height: 20px;"></div><div style="border: 1px solid black; width: 30px; height: 20px;"></div><div style="border: 1px solid black; width: 30px; height: 20px;"></div></div> <div style="display: flex; justify-content: space-around;"> <div><div style="border: 1px solid black; width: 30px; height: 20px;"></div><div style="border: 1px solid black; width: 30px; height: 20px;"></div><div style="border: 1px solid black; width: 30px; height: 20px;"></div><div style="border: 1px solid black; width: 30px; height: 20px;"></div><div style="border: 1px solid black; width: 30px; height: 20px;"></div><div style="border: 1px solid black; width: 30px; height: 20px;"></div></div> <div style="display: flex; justify-content: space-around;"> <div><div style="border: 1px solid black; width: 30px; height: 20px;"></div><div style="border: 1px solid black; width: 30px; height: 20px;"></div><div style="border: 1px solid black; width: 30px; height: 20px;"></div></div> <div style="display: flex; justify-content: space-around;"> <div><div style="border: 1px solid black; width: 30px; height: 20px;"></div><div style="border: 1px solid black; width: 30px; height: 20px;"></div><div style="border: 1px solid black; width: 30px; height: 20px;"></div><div style="border: 1px solid black; width: 30px; height: 20px;"></div></div> </div></div></div></div>	<div style="display: flex; justify-content: space-around;"> <div>1</div><div>2</div><div>3</div> </div> <div style="display: flex; justify-content: space-around;"> <div>4</div><div>5</div><div>6</div><div>1</div><div>2</div><div>1</div> </div> <div style="display: flex; justify-content: space-around;"> <div>3</div><div>6</div><div>2</div> </div> <div style="display: flex; justify-content: space-around;"> <div>7</div><div>8</div><div>1</div><div>4</div> </div>			

\*\*\*\*\*