



Government of Karnataka

ENGLISH

SECOND LANGUAGE

(REVISED)



SIXTH STANDARD

KARNATAKA TEXTBOOK SOCIETY (R)

100 Feet Ring Road, Banashankari 3rd stage,
Bengaluru-560085.

Textbook Committee

Chairperson:

Sri. Ravinarayan Chakrakodi : Lecturer, Regional Institute of English South India, Jnanabharathi Campus, Bengaluru.

Members:

- | | |
|---------------------|---|
| 1. Shobha. S M | : Lecturer, DIET, Chikkaballapur Dist. |
| 2. Anthony Mary | : Asst Teacher, Govt. High School, Chikpet, Rajat Complex, Bengaluru South Range - 2, |
| 3. Altaf H Jahangir | : Asst Teacher, Govt. High School, Devasugur - 584 170, Raichur Dist. |
| 4. Anupama | : Asst Teacher, Govt. Higher primary School, Sosale, T.Narasipura, Mysuru. |
| 5. H C Nagabhushan | : Asst Teacher, Govt. P U College, Gubbi Tumakuru Dist. |
| 6. Tejeshwari K | : Asst Teacher Govt P U College, Moka, Ballari Dist. |

Artist :

Sri. Shreeshaaila Lali : Art Teacher, Government High School, Bajagoli, Karkala Taluk, Udupi District.

Scrutiniser :

Mr. Hitesh Bhakat : Lecturer RIESI, Jnanabharati Campus, Bengaluru.

Editorial Board Members

- | | |
|----------------------|---|
| Dr Rajgopal | : Professor and Dean School of English and Foreign Languages University, Hyderabad. |
| Prof N.S.Raghunath | : Department of English, Karnataka University, Dharwad-560003, |
| Prof Rajendra Chenni | : Professor, Department of English, Shankaraghatta, Kuvempu University, Shivamogga |
| Dr Geetha Nagaraj | : 29th Cross, Yadiyur, Jayanagar, Bengaluru. |

Chief Co-ordinator :

Prof G.S.Mudambadithaya : Curriculum Revision and Text book preparation, Textbook Society, Bengaluru.

Chief Advisors:

- | | |
|------------------|--|
| Sri Narasimhaiah | : Managing Director, Karnataka Text Book Society, Bengaluru. |
| Smt. Nagamani C | : Deputy Director, Karnataka Text Book Society, Bengaluru. |

Programme Co-ordinator :

Smt. N.S. Sowmya : Asst. Director, Karnataka Text Book Society, Bengaluru.

PREFACE

The Textbook Society, Karnataka has been engaged in producing new textbooks according to the new syllabi which in turn are designed on the principles of NCF - 2005 since June 2010. Textbooks are prepared in 12 languages: seven of them serve as the media of instruction. From standard I to IV there is the EVS, mathematics and from V to X there are three core subjects namely mathematics, science and social science.

NCF - 2005 has a number of special features and they are:

- connecting knowledge to life activities
- shifting learning from rote methods
- enriching the curriculum beyond textbooks
- providing learning experiences for the construction of knowledge
- making examinations flexible and integrating them with classroom experiences
- caring concerns within the democratic policy of the country
- making education relevant to the present and future needs
- softening the subject boundaries-integrating knowledge and the joy of learning
- making the child as the constructor of knowledge

The new books are produced based on three fundamental approaches:

Constructivist approach, Spiral approach and Integrated approach.

The learner is encouraged to think, engage in activities, master skills and competencies. The materials presented in these books are integrated with values. The new books are not examination oriented in their nature. On the other hand, they help the learner in the all round development of his/her personality; thus help him/her become a healthy member of a healthy society and a productive citizen of this country.

The most important objectives of teaching a language are developing listening, speaking, reading, writing and reference skills. These skills have been given a lot of importance in all the language textbooks. Along with the inculcation of these skills, fundamental grammar, opportunities for learners to appreciate beauty and imbibe universal life values have been integrated in language textbooks. When learners master these competencies, they would stop studying textbooks for the sake of passing examinations. In order to help learners master these competencies, a number of paired and group activities, assignments and project work have been included in the textbooks. It is expected that these activities would help learners master communicative skills. Ultimately, it is expected that students master the art of learning to learn and make use of these competencies in real life.

The Textbook Society expresses grateful thanks to the chairpersons, writers, scrutinisers, artists, staff of DIETs and CTEs and the members of the Editorial Board and printers for helping the Textbook Society in producing these textbooks. A few works of some writers and poets have been included in these textbooks. The Textbook Society is extremely grateful to them for giving their consent for the inclusion of these pieces in the textbooks.

Prof G S Mudambadithaya

Co-ordinator
Curriculum Revision and Textbook
Preparation
Karnataka Textbook Society®
Bengaluru, Karnataka

Nagendra Kumar

Managing Director
Karnataka Textbook Society®
Bengaluru, Karnataka

Syllabus Map						
Unit No.	Unit Titles	Reading	Listening	Speaking	Writing	Vocabulary/Reference skill
First Semester						
1.	Lighthouse	Read for comprehension – understand the main idea	Listen to the sounds around	Talk about inventions Talk on 'A visit to the zoo', 'Visit to Grandmother's House' Pronunciation - Minimal pairs	Write sentences	Words related to lighthouse/ vehicles/ journey Suffixes Describing words Dictionary work
	The Rainbow	Read and appreciate the poem		Perform the poem Complete the lines	Draw a picture	Rhyming words
2.	The Scholar's Mother Tongue	Read for comprehension – higher-order skills (thinking, inferring) Read and suggest titles Read and enjoy the riddles	Listen and write the sentences	Story narration	Punctuation Spelling Write a dialogue	Antonyms Associated words – words related to happiness Dictionary work
	Sympathy	Read and appreciate		Act out the poem	Complete the summary Spelling	Homophones Words related to sympathy, movement Odd one out Dictionary work
3.	How do bees make honey? Kindness to Animals	Read and make notes Read and find answers Read, appreciate the theme relate to life	Listen to a story. Listen and answer the questions Listen to riddles	Recipes – giving instructions Pronunciation – vowel sounds Discussion Ask questions Say the riddles	Make notes Draw a flow chart Paragraph writing	Collocations Associated words Naming words, describing words and action words
4.	The King's Ministers	Prediction – guess the story read silently for comprehension	Listen and extend the story	Read aloud Story building Asking questions Pronunciation – past tense forms Dramatise the story Dialogue Practice	Punctuation	Describing words
	All things bright and beautiful	Read for comprehension- critical thinking, expressing personal views			Translate to home tongue , Write a summary write a review	Describing words – making comparisons Know a word – its meaning, pronunciation, word form, etc.

Syllabus Map						
Unit No.	Unit Titles	Reading	Listening	Speaking	Writing	Vocabulary/Reference skill
Second Semester						
5.	A Chat with a Grasshopper The Fly	Read and comprehend the text Read and complete the web diagram Read and appreciate		Read aloud. Say the slogans Ask wh-questions Poetry performance	Paragraph writing – drafting and editing Write a simple poem	Animal names –male, female and the young ones. Topic based vocabulary. Dictionary work. Sounds and sound makers
6.	Where There is a Will, There is a Way The Way to Succeed	Read for information – gather main ideas, locate specific pieces of information Read for comprehension and appreciation – identify rhyming words Suggest titles	Listen to a description Listen and act	Seek help/offer help Say the proverbs	Adverbs Use conjunctions – ‘and’, ‘but’ Write a CV/bio-data	Words related to sports and games Opposites Homophones Idioms, Action words. Further reading - Read the translated poem in Kannada
7.	Neerja Bhanot: Brave in Life, Brave in Death My People	Read and comprehend the main idea Read and collect information Read and comprehend the theme	Listen to a news report	Describe a person Debate –agree/disagree interview	Rearrange sentences Paragraph writing	Words related to aircraft Dictionary work Words related to professions Further reading – read the original poem in Kannada
8.	A Letter from Obama to His Daughters A sonnet for my Incomparable Mother	Read a personal letter – understand the main idea, feelings expressed by the writer Read for comprehension and appreciation	Listen and identify the text, the writer and the reader	Contracted forms Dialogue practice Express one's thoughts and feelings	Write personal letters Write simple poems. Write a summary	Words related to qualities Antonyms Further reading
Supplementary Reading						
1.	Ways of Learning	Extensive reading				
2.	Channapathna Toys	Extensive reading				

A WORD WITH THE TEACHER

Dear teacher

Welcome to the new English Textbook!

You are meeting a new group of learners. This book has a lot to offer them to improve their English skills.

The book has been designed keeping in mind the principles of second language acquisition and the guidelines laid down in the National Curriculum Framework (2005). The book helps in creating an acquisition rich environment and providing comprehensible input for second language learners.

The objectives of teaching English at this level are:

- * *to enable learners to use English fluently, confidently and appropriately in a variety of situations*
- * *to develop their reading comprehension skills*
- * *to help them produce short texts, in spoken and written forms, for different purposes*
- * *to develop their reference skills by encouraging them to use dictionaries and other reference materials*
- * *to sensitise them towards vocabulary items, pronunciation and grammar.*

The new English Textbook has eight units: each unit has a prose and a poem which are thematically connected. There are two lessons for supplementary reading. A detailed outline indicating the skills, vocabulary and grammar items to be learnt in each unit is given in the syllabus grid.

The main texts – prose and poem - given in each unit are aimed at developing the reading skills of the learners.

It is important for learners to learn how to read and understand the main idea of the texts given. They also need to learn how to read and gather specific information from the given texts. Therefore, wherever possible, learners should be encouraged to read the lessons silently.

Comprehension questions may be discussed in small groups and answers may be presented to the class orally first and then in writing. As far as possible, the texts should be related to learners' everyday lives; learners should be encouraged to express their personal views on the topics discussed. The texts can also be used to develop reading aloud skills.

The purpose of supplementary reading is primarily to develop extensive reading skills and to cultivate good reading habits among learners.

A number of activities to develop listening, speaking and writing skills as well as vocabulary, grammar and pronunciation have been suggested in the book.

The different section headings are as follows:

Preparatory Activity	:	Activities used in the units for warm up/ activating learner's background knowledge
Let's Understand	:	Questions to check reading comprehension skills
Let's Practise Words	:	Activities for vocabulary building
Let's Listen	:	Tasks for developing listening skills
Let's Write	:	Tasks for developing writing skills
Let's Practise Language	:	Activities for grammar practice
Let's Speak	:	Speaking Activities
Extended Activity	:	Games for language development

The content of the book - prose pieces and poems - should be used to develop the language learning skills and enable learners to use English appropriately and naturally in meaningful situations. Learners should be involved in group discussions, pair activities, individual and group presentations to maximize learning opportunities in the class.

In addition to the Textbook, a Workbook has also been prepared. Tasks for Continuous and Comprehensive Evaluation (CCE) have been suggested in these books. These tasks may be used or similar tasks may be designed for conducting formative and summative assessments.

We hope you find these books interesting to share with the learners. We also hope our learners will find them extremely useful in learning English.

Ravinarayan Chakrakodi

Chairperson

e-mail - ravirie@gmail.com

About the Revision of Textbooks

Honourable Chief Minister Sri Siddaramaiah who is also the Finance Minister of Karnataka, in his response to the public opinion about the new textbooks from standard I to X, announced, in his 2014-15 budget speech of constituting an expert-committee, to look into the matter. He also spoke of the basic expectations there in, which the textbook experts should follow: “The textbooks should aim at inculcating social equality, moral values, development of personality, scientific temper, critical acumen, secularism and the sense of national commitment”, he said.

Later, for the revision of the textbooks from class I to X, the Department of Education constituted twenty seven committees and passed an order on 24-11-2014. The committees so constituted were subject and class-wise and were in accordance with the standards prescribed. Teachers who are experts in matters of subjects and syllabi were in the committees.

There were already many complaints and analyses about the textbooks. So, a freehand was given in the order dated 24-11-2014 to the responsible committees to examine and review text and even to prepare new text and revise if necessary. Eventually, a new order was passed on 19-9-2015 which also gave freedom even to re-write the textbooks if necessary. In the same order, it was said that the completely revised textbooks could be put to force from 2017-18 instead of 2016-17.

Many self inspired individuals and institutions, listing out the wrong information and mistakes there in the text, had sent them to the Education Minister and to the Textbook Society. They were rectified. Before rectification we had exchanged ideas by arranging debates. Discussions had taken place with Primary and Secondary Education Teachers’ Associations. Questionnaires were administered among teachers to pool up opinions. Separate meetings were held with teachers, subject inspectors and DIET Principals. Analytical opinions had been collected. To the subject experts of science, social science, mathematics and languages, textbooks were sent in advance and later meetings were held for discussions. Women associations and science related organisations were also invited for discussions. Thus, on the basis of inputs received from various sources, the textbooks have been revised where ever necessary.

Another important aspect has to be shared here. We constituted three expert committees. They were constituted to make suggestions after making a comparative study of the texts of science, mathematics and social science subjects of central schools (NCERT), along with state textbooks. Thus, the state text books have been enriched based on the comparative analysis and suggestions made by the experts. The state textbooks have been guarded not to go lower in standards than the textbooks of central schools. Besides, these textbooks have been examined along side with the textbooks of Andhra Pradesh, Kerala, Tamil Nadu and Maharashtra states.

Another clarification has to be given here. Whatever we have done in the committees is only revision, it is not the total preparation of the textbooks. Therefore, the structure of the already prepared textbooks have in no way been affected or distorted. They have only been revised in the background of gender equality, regional representation, national integrity, equality and social harmony. While doing so, the curriculum frames of both central and state have not been transgressed. Besides, the aspirations of the constitution are incorporated carefully. Further, the reviews of the committees were once given to higher expert committees for examination and their opinions have been inculcated into the textbooks.

Finally, we express our grateful thanks to those who strived in all those 27 committees with complete dedication and also to those who served in higher committees. At the same time, we thank all the supervising officers of the Textbook Society, who sincerely worked hard in forming the committees and managed to see the task reach its logical completion. We thank all the members of the staff who co-operated in this venture. Our thanks are also to the subject experts and to the associations who gave valuable suggestions.

Narasimhaiah
Managing Director
Karnataka Textbook Society (R)
Bengaluru.

Prof. Baraguru Ramachandrappa
Chairman-in-Chief
State Textbook Revision Committees
Karnataka Textbook Society (R)
Bengaluru.

REVISION COMMITTEE

Chairman-in-Chief:

Prof. Baraguru Ramachandrappa, State Textbook Revision Committees, Karnataka Textbook Society, Bengaluru.

Chairperson:

Dr. N. Shantha Naik, Dean and Chairman, Department of English, Vijayanagara Sri Krishnadevaraya University, Ballari.

Members:

Smt. Vijaya.S , Asst. Teacher, Govt. High School, Sonnashettihalli, Chintamani, Chikkaballapur.Dist.

Smt. A. Anantha Padma Priya, Asst. Teacher, Govt. Girl's High school, Hosakote town, Bengaluru Rural Dist.

Sri. Vishwanatha. N.Y. Asst. Teacher Govt. High school, Mandikal, Chikkaballapur, Dist.

Sri. Manukumar. H.M. Education Co. Ordinator B.E.O. Office, Shivajinagar, Bengaluru- North-3.

Dr. Komala D.R. Lecturer, Govt.P.U. College, Hadli Circle, Malavalli (Tq), Mandya Dist.

Smt. Dilshad Begum. Lecturer, Govt. Polytechnic College, Ballari.

Artist:

Sri. Venkatesh, Drawing teacher, Govt. High School, Urumarakesalagere, Mandya South, Mandya Dist.

High Power Review Committee Members:

Dr. G.Rajagopal, Professor (Retd) #716, Prashanathnagar, Bogadi, 2nd Stage- South, Mysuru.

Sri. M.G.Hegde, Professor, Department of English , Dr.A.V. Baliga Arts and Science College, Kumta, Uttara Kannada Dist.

Sri. Kannan, Professor, Department of English , P.G Center, Karnataka State Women's University,Vijayapura.

Dr.Ramaprasad, Professor, Department of English , Kuvempu University, Gnanasahyadri, Shankarghatta, Shivamogga , Dist.

Dr.Mallikarjun Patil, Professor, Department of English , Karnataka University, Dharwad.

Chief Advisors:

Sri. Narasimhaiah, Managing Director, Karnataka Textbook Society, Bengaluru.

Smt.C. Nagamani , Deputy Director, Karnataka Textbook Society, Bengaluru.

Programme Co- ordinator:

Smt. N.S. Sowmya, Assistant Director, Karnataka Textbook Society, Bengaluru.

CONTENTS

SL.NO.	UNIT	PAGE NO.
1	The Lighthouse	1-13
	The Rainbow (Poem)	14-16
2	The Scholar's Mother Tongue	17-31
	Sympathy (Poem)	32-36
3	How do Bees Make Honey?	37-48
	Kindness to Animals (Poem)	49-56
4	The King's Ministers	57-67
	All Things Bright and Beautiful (poem)	68-74
5	A Chat with a Grasshopper	75-87
	The Fly (Poem)	88-91
6	Where There is a Will, There is a Way	92-108
	The Way to Succeed (Poem)	109-115
7	Neerja Bhanot: Brave in life, Brave in Death	116-122
	My People (Poem)	123-129
8	'What I Want for You and Every Child' - A Letter from Obama to His Daughters	130-140
	A Sonnet for my Incomparable Mother (Poem)	141-144
	SUPPLEMENTARY READING	
1	Ways of Learning	145-151
2	Channapatna Toys	152-159
3	Listening Passages	160-164

UNIT - 1

PROSE

THE LIGHTHOUSE

Preparatory Activity :

1a. Discuss in pairs: What are some of the useful inventions made by scientists? How useful are these inventions?

1b. What would our life be like without inventions? Discuss how our life will be if we do not have the following (you can speak in your mother tongue):

- the electric light _ have to study in the dark.
- the telephone _ _____
- the computer _ _____
- the bicycle _ _____
- the television _ _____
- the medicines _ _____
- the plastic material _ _____
- the X-ray _ _____

2. Make a list of all the words that come to your mind when you hear the word 'lighthouse'. Read out the list to the class.

Find out who has written the maximum number of words.

Now let's read the lesson on the invention and uses of the lighthouse.

Rajiv and his father Madhav were very happy that day. Rajiv was especially thrilled because his father would take him out on a visit to the lighthouse. They started out in the evening by 5 p.m. and reached the shore by 6 p.m. Madhav pointed out to the lighthouse in the distance. It was a tall, strong building in the shape of a tower with powerful lights at the top.

Rajiv asked his father, "Papa, what is the use of these lighthouses?" Madhav said, "They help the sailors to know where the land is and what place they are near. Sometimes they are on the seashore and sometimes in the sea. They are in places which are dangerous to ships and they help to warn and guide the sailors."

Rajiv was curious. He said, "But how do they work?"

Madhav replied, "Modern lighthouses use powerful electric lights."

thrilled	:	excited, ಪುಳಕ, ರೋಮಾಂಚನ
sailor	:	one who travels in the sea, ನಾವಿಕ
shore	:	land next to the sea

Rajiv asked, "But what about those days when there was no electricity?"

Madhav laughed, "You are a clever boy, my son. In olden days, wood fires would be lit in high places on the shore. Later, a large number of candles were used with glass around them to keep out the wind."

"You know Rajiv, in those days before lighthouses were built, sailors who got lost in the sea had no way of getting

back to land. They also had the danger of dashing against high rocks in the darkness in the sea or being unable to see which was a safe place to land. These lighthouses guided them to safety.”



Rajiv asked, “Papa when was the first lighthouse built?” “I don’t know, my son,” Madhav replied. “But I believe that in the olden days many fishermen were lost in the sea and were unable to return home. The people on the land were worried and yet helpless to guide them. Then a group of clever young men hit upon this idea. They collected a few huge logs and lots of dry branches and set fire to them. They were laughed at by elders. But they continued to keep the fire burning. In the early hours of next morning, the fishermen sailed home. They said that they had been guided from the land and saved only because of the light of this fire, which they had seen from a distance.”

Rajiv exclaimed, “How clever of the humans!”

Madhav said, “Yes. Now, shall we go home after you have your favourite ice cream?”

Rajiv said, “Oh, yes Papa, thank you.”

Remember

A **trip** is a short visit to some place, after which you return home.

A **journey** means going from one place to another over a long distance.

To **travel** means to go from place to place.

A **voyage** is a long journey by sea or air.

Let's Understand :

C1. Discuss in pairs and answer the following questions:

1. Why was Rajiv thrilled?
2. What is a lighthouse?
3. How are lighthouses useful to sailors?
4. Where are the lighthouses built?
5. What did the people use in lighthouses before the invention of electricity?
6. How was the first lighthouse built?
7. Find words, from the story, which mean the opposite of the following:
 - i. dangerous ii. short
 - iii. far iv. low
 - v. old vi. stop

C2. Sit in pairs. Answer each of the following questions in a sentence:

1. Rajiv was thrilled because his father was going to take him out on a visit to the lighthouse. What incidents in your life made you thrilled? Narrate them.
2. Do you want to invent something new? What kind of invention do you want to make?
3. Lighthouse is not an invention made by any single person. In the same way, there are many other such inventions which were made with the collective effort of many persons. Make a list of them and discuss in the class.

Let's Listen :

1. Close your eyes and listen to your teacher:

Rajiv and his father Madhav visited a lighthouse. The lighthouse was built on the seashore. When they went there, Rajiv heard the whistling of whales, sea gulls crying, the wind roaring, birds chirping, slashing waves and water gushing when a ship sailed and many more sounds.

Now, do what your teacher says.

- Relax your feet and the entire body.
- Be as quiet as you can and listen to the sounds around you for two minutes.
- Open your eyes. Tell your partner softly what you heard. Ask him/her, 'What did you hear?'

2. The following are a few sounds we hear almost every day. Divide them into loud and soft sounds:

- clapping hands
- stamping feet
- the wind blowing
- a feather dropping
- * a bee buzzing
- * a car moving
- * rustling leaves
- * a horn blowing

loud sounds	soft sounds

Let's Practise Words :

V1. What are the following?

1. One who sails across a river or a sea s _ _ l _ r
2. One who catches fish for his living f _ s _ _ r m _ n
3. A tall building in the sea which guides the sailors l _ gh _ h _ _ se
4. The area of land by the side of the sea s _ a s _ _ re
5. A journey by sea v _ y _ ge

V2. Look at the word grid given below. Names of some vehicles are hidden in the grid. Look horizontally and vertically, circle them and write them down below the grid. An example is given.

B	F	T	R	A	I	N	K	J	I	D	B
U	T	R	U	C	K	R	V	W	P	K	O
S	J	A	E	R	O	P	L	A	N	E	A
M	O	C	C	T	V	B	D	O	S	C	T
A	U	T	O	R	I	C	K	S	H	A	W
S	C	O	O	T	E	R	M	I	I	R	O
C	A	R	U	J	L	N	C	E	P	T	D

1. AUTORICKSHAW
2. _____
3. _____
4. _____
5. _____
6. _____
7. _____
8. _____
9. _____

V3. Read the following passage.

Asha and Gopal are going on a trip to a village. Their journey is not long. They both like to travel by train. They wish to go on a voyage when they grow up.

Now fill in the blanks with suitable words choosing from the ones underlined in the above passage.

1. My brother is fond of space travel. His dream is to go on a _____ into space.
2. My parents always _____ by train.
3. We went on a short _____ to Dehra Dun in the summer vacation.
4. The _____ from Bengaluru to Mysuru is quite comfortable.

V4. “ The people on the land were worried and yet helpless to guide them.” Here the underlined word has a suffix ‘less’ to mean ‘without’.

Now write more words with the suffix ‘less’. Look at the clues given.

1. Don't dry my red shirt in the sun. It'll become _____
2. There isn't enough drinking water in our place. The situation is _____
3. This apple is not fresh. It has become _____
4. I emptied all the contents of the bag. Now it is _____
5. I don't know what to do next. I'm feeling _____
6. Raju is a strong boy. He is _____ too.





[**clues:** use, fear, colour, weight, help, hope]

V5. Complete the set.

1. happy, excited, th_ _ll_d (8 letters), _ _ l_g_t_d (9 letters)
2. picnic, trip, ex_ _rsi_n (9 letters), _ _ _r (4 letters)
3. wise, clever, in_ _ll_g_nt (11 letters), _r_ _ _t (6 letters), _ _ ar_ (5 letters)
4. adorable, pet, f_vo_ _ _te (9 letters)

Let's Speak and Write :

Look at the following pictures. Describe each of them.



Can you now speak about “A Visit to the Zoo” in your own words.

Narrate any other such visits you made to different places
– Visit to grandmother’s house, visit to a museum, visit to a park, etc.

Write a few sentences on ONE of the above topics.


Self-Assessment :

Read the statements and tick the appropriate box.

Sl.No.	Statements	Yes	No	Fairly well
1.	I was able to describe the pictures.			
2.	I was able to narrate my experiences on the topic orally.			
3.	I expressed my ideas confidently.			
4.	I was able to write a few lines on the given topic.			
5.	I want to write more in English.			

Let's Learn Language :

G1. In the lesson, the lighthouse is described as – a tall, strong building in the shape of a tower with powerful lights at the top. Now write the describing words for the following. One is done for you.

man	—	<u>tall</u>	
girl	—	_____	
rose	—	_____	
day	—	_____	
handwriting	—	_____	

Write a few more phrases like the above.

clever	—	_____
huge	—	_____
warm	—	_____
cute	—	_____
long	—	_____
short	—	_____

G2. Rajiv exclaimed, “How clever of the humans!”

When Rajiv learnt from his father about the invention of the lighthouse, he made the above statement to express his feeling of surprise.

Read the following situations and express your feelings.

1. You see a beautiful rose . “ Oh! How_____!”
2. Your friend is wearing a pretty dress. “How _____!”

3. Your mother has prepared a tasty dish.
“How _____!”
4. One of your classmates pushes the bench.
“How _____!”

Extended activity :

Minimal pairs

Repeat after the teacher. Add a few more words.

bark	dark
chair	share
fan	man
won	son
cash	catch
fun	gun
take	lake
spell	smell
glass	grass
lift	left
pin	pen
bill	bell

Suggested reading :

- a. Read the poem given below.
- b. Underline the unfamiliar words and find their meanings from a dictionary (e.g. Longman Active Study Dictionary, Oxford Study Dictionary, Cambridge Young Learner's Dictionary)
- c. Present the summary of the poem in groups in the next class.

THOMAS ALVA EDISON

Thomas Alva Edison,
A most unusual boy,
Never really bothered much
With any childish toy.

His teacher thought he couldn't learn
And sent him home from school,
But Tommy's mother knew for sure
He wasn't any fool.

He worked as news boy on a train,
He learnt to telegraph.
The way he concentrated
Made some people laugh.

Thomas Alva Edison
had inventions by the score.
In his laboratory
he kept inventing more.

The phonograph, electric light
(With fuses sockets too),
A super storage battery,
And movies, were a few.

If not for Mr Edison
How dull our lives would be!
We might not have the radio,
The X-ray, or TV.

Vivian Gouled

POEM

THE RAINBOW

Preparatory activity :

Look at the picture of the rainbow and identify the colours.



Now let us read the poem “The Rainbow”.

Boats sail in the rivers,
And ships sail on the seas;
But clouds that sail across the sky,
Are prettier far than these.

There are bridges on the rivers,
As pretty as you please;
But the bow that bridges heaven,
And overtops the trees,
And builds a road from earth to sky,
Is prettier far than these.



- Christina Rossetti

Glossary :

<i>sail</i>	:	<i>travel in a boat or ship</i>
<i>bow</i>	:	<i>something that is in the shape of the letter 'u'</i>
<i>bridge (v)</i>	:	<i>connect</i>
<i>overtop</i>	:	<i>rise above</i>

Answer the following questions:

1. Boats, ships and clouds are all pretty. Which is the prettiest among them?
 - a. boats
 - b. ships
 - c. clouds
2. What does the bow do?
 - a. builds a road from earth to sky
 - b. bridges heaven and earth
 - c. both a and b
3. What is much prettier than the bridges on the rivers?
 - a. the rainbow that bridges heaven and earth
 - b. boats that sail on the rivers
 - c. ships that sail on the seas
4. In the second stanza of this poem, what does the poet compare the rainbow to?

Let's Appreciate:

1. Find words in the poem that rhyme with 'seas'.
2. Draw a picture illustrating the theme of the poem.

3. Could you try to translate this poem into your mother tongue?
4. Have you seen a rainbow? What are the different colours we find in a rainbow?
5. Expand the following letters to get the names of colours in a rainbow.

V -

I -

B -

G -

Y -

O -

R -

About the poet:



Christina Rossetti (5 December 1830 - 29 December 1894) was an English poet who wrote a variety of romantic, devotional and children's poems.

UNIT – 2

PROSE

THE SCHOLAR'S MOTHER TONGUE

Preparatory Activity :

1. Can you answer the following riddles?

- What is the longest word in the English language?
- What starts with 'P', ends with 'E' and has millions of letters?
- What word begins with 'e', ends with 'e' and has one letter?
- Which 'pillar' keeps crawling all the time?
- What has size and shape but no weight?
- Which son may prove dangerous?
- What cannot move or walk, but can go from place to place?
- Which letter in the English alphabet always asks a question?

2. Puzzle

Read and enjoy :

One day Akbar drew a line with his royal hand on the floor of the open court, and commanded, 'Make this line shorter but don't by any means erase any part of it'.

Everyone was stumped by this puzzle. When it was Birbal's turn, he at once.....(what did Birbal do?).....

Now read on.....

When it was Birbal's turn, he at once drew a longer line next to the first one, without touching the first line.

Everyone in the court saw it and said, 'That's true, the first line is shorter'.

Let's Laugh :

Teacher : Why are you late?

Ram : Because of the sign.

Teacher : What sign?


Ram : The one that says

" School Ahead, Go Slow".


A learned scholar (Pandit) once visits the court of Akbar. He says.....




And the Pandit continues.....




The Pandit makes a challenge to the court.




The courtiers discuss among themselves.




But they fail in their attempt to find out the Pandit's mother tongue.




Just then Birbal speaks.




That night Birbal sneaks into the Pandit's bedroom, and finds him fast asleep. He whispers into the Pandit's ear, then he tickles his ear with a feather.




Pandit in his sleep shouts words in his mother tongue.




The next day in the court...




King Akbar is astonished...



Birbal then narrates the entire incident that took place in the Pandit's bedroom the previous night.



The courtiers praise Birbal's wit and the Pandit leaves the king's court in dismay.



Glossary :

<i>scholar</i>	:	<i>someone who has studied a subject and knows a lot about it</i>
<i>court</i>	:	ආසාදන
<i>fluent</i>	:	<i>able to use a language naturally without stopping or making mistakes</i>
<i>sneak</i>	:	<i>go quietly</i>
<i>whisper</i>	:	<i>speak in a low voice</i>
<i>tickle</i>	:	<i>touch someone lightly</i>
<i>astonished</i>	:	<i>surprised</i>
<i>dismay</i>	:	<i>a feeling of sadness and disappointment.</i>

Let's Understand

C1. Answer the following questions in one or two sentences each :

1. Who was the visitor at Akbar's court one day?
2. What did he tell the king and courtiers?
3. What did he challenge the court?
4. What did Birbal tickle the Pandit's ear with?
5. Was Pandit's mother tongue Hindi? Mention his mother tongue.

C2. Say whether the following statements are True or False.

1. A learned scholar once visits the court of Jahangir.
2. Birbal says he can speak many languages.
3. Birbal tickles Pandit's ear with a feather.
4. The Pandit admits his defeat.

C3. The paragraph below is the story you have just read. Rearrange the sentences to make it meaningful. Do it in pairs.

- a. Birbal came to the court the next day and told everyone that the Pandit's mother tongue was Telugu.
- b. The Pandit could speak many languages fluently. He challenged everybody at the court to name his mother tongue.
- c. A learned Pandit once visited the court of Akbar. He told the King that he had mastery over different languages.
- d. Everyone in the court failed; the challenge was taken up by Birbal.
- e. The King questioned how he knew this and Birbal narrated the incident that took place in the Pandit's bedroom.

- f. Birbal quietly entered into the Pandit's bedroom and tickled his ear with a feather. Pandit, half awake, shouted out words in his mother tongue.

C4.1. The title of the story is “The Scholar’s Mother Tongue”. Work with your partner and think of some other suitable titles.

2. Suppose you are Birbal in the story. Write a few sentences on

- a. How you would find out the scholar’s mother tongue?
- b. What you would use to tickle the Pandit’s ear with other than a feather?

Let's Speak

Here is another story that shows Birbal’s wisdom. With the help of the clues given below, discuss the story with your friends and narrate it :

One day Akbar asked the courtiers what punishment to be given to the person who pulled his beard..... courtiers..... different opinions..... to kill under the feet of elephant..... Akbar got bored..... asked Birbal Birbal said..... you should offer sweets courtiers surprised Akbar pleased asked Birbal the reason Birbal explained none other than the prince would be bold enough to touch his beard Akbar rewarded him.

Let's Practise Words :

V1. Fill in the blanks with the opposites of the underlined words :

1. We are in the same class, but have ____ opinions about the teacher.

2. My friend failed to solve the riddle, but I _____.
3. Raghav was quiet in a _____ class.
4. Mother stayed _____ while the child was asleep in the cradle.
5. I accepted to help Sonu, but he _____ my help.
6. Shantha thought that the sum is difficult, but after working it out she found it _____.

V2. Frame meaningful sentences using the words given below. Refer to a dictionary :

e.g. discuss : In the absence of the teacher students started discussing the sum.

a) mastery b) asleep c) shout d) surprise e) truth.

V3. Write all the words that show you are happy :

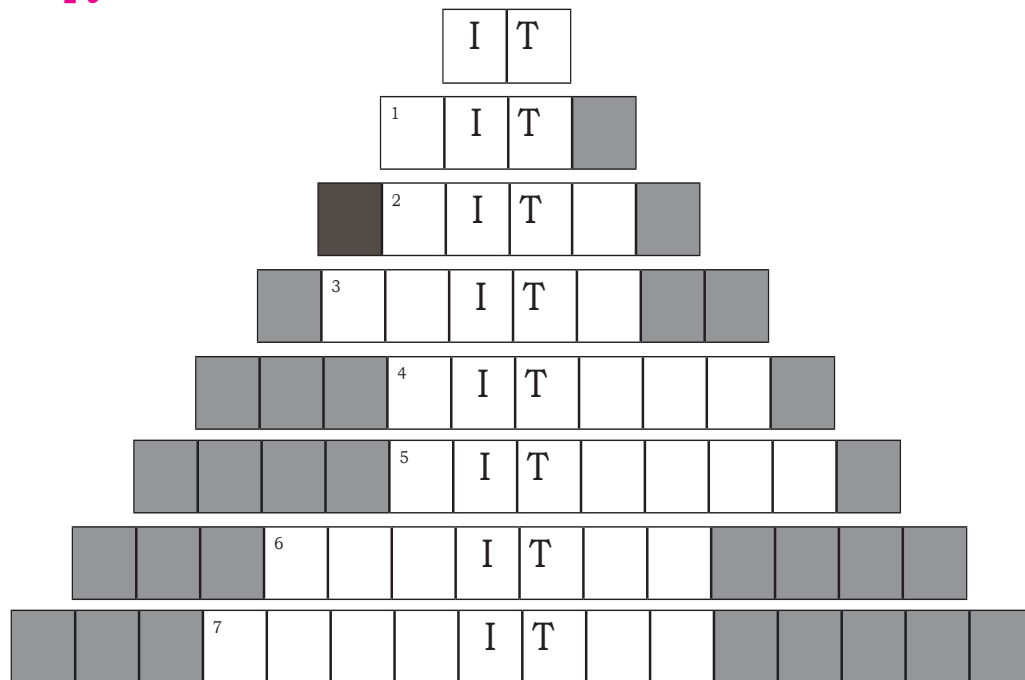
e.g. Hurray!

Add more

V4. Relate the words in column 'A' with the words in column 'B' and relate the same to column 'C'.

A	B	C
King	children	court
Teacher	patients	house
Doctor	courtiers	bus
Bus driver	clients	school
Lawyer	passengers	palace
Mother	students	hospital

V5. Here is a word pyramid with only the word 'IT'. Use the clues to complete the other 'it' words in the pyramid.



1. Don't stand, _____
2. The dog will _____ you. Be careful!
3. Use a pen to _____
4. A cat's baby is a _____
5. Mother cooks food in a _____
6. The headquarters of a country/state is called _____
7. When you are sick you go to a _____

Let's Practise Language :

G1. Fill in the blanks with 'a' , 'an' or 'the'.

The first one has been done for you.

a - man and	a - woman
1. _____ cow and	_____ ox
2. _____ apple and	_____ mango
3. _____ hen and	_____ egg
4. _____ banana and	_____ orange
5. _____ young woman and	_____ old man
6. _____ umbrella and	_____ stick
7. _____ pen and	_____ inkpot
8. _____ Taj Mahal and	_____ Red fort
9. _____ Bible	_____ Quran

G2. Some words are missing in the following story. Complete the story by choosing words from the brackets.

One day a great scholar _____ (came, coming) to King Akbar's court. He _____ (knows, knew) many languages, No one _____ (knew, know) what his mother tongue was. He challenged everyone to _____ (find out, finds out) his mother tongue.

Everyone _____ (tries, tried) but _____ (fails, failed) to _____ (find out, found out) his mother tongue! Now the task was given to Birbal. That night Birbal _____ (go, went) to the room of the scholar. The scholar was fast asleep.

Birbal _____ (takes, took) a small feather and _____ (tickles, tickled) the scholar's ears. The scholar _____ (cries, cried) in fear and _____ (shouts, shouted) words in his mother tongue.

The next day Birbal _____ (went, gone) to the court and _____ (says, said) that the mother tongue of the scholar was

Telugu. King Akbar _____(ask, asked) Birbal how he _____
(find, found) it out?

Birbal said, 'In times of danger and in difficulty a person speaks only in his mother tongue!' Everyone _____ (wonders, wondered) at the wisdom of Birbal. King Akbar appreciated and _____ (reward, rewarded) Birbal.

Let's Write :

W1. Punctuate the following sentences :

1. The pandit says i can speak many different languages
2. The pandit asks can anyone find out my mother tongue
3. Birbal says the pandit's mother tongue is telugu
4. King akbar asks how did you find it out

W2. Suppose a new family comes to your neighbourhood. How would you interact with them? Using the clues given below, write a dialogue and enact it in the classroom.

Greeting them
Where did they stay earlier.....
The languages they know
Total number of members in their family.....
Parents workplace.....And how
you would help them as a good neighbour.

Extended activity

Listening (pronunciation)

Listen to your teacher and write down the sentences.

1. a. _____
b. _____
2. a. _____
b. _____

3. a. _____

b. _____

4. a. _____

b. _____

5. a. _____

b. _____

Suggested Reading

Read stories of Tenali Rama, Panchathantra, etc. and narrate them in the next class.

Answers to the riddles :

- ‘Smiles’ – because there is a ‘mile’ between its first and last letters.
- The ‘Post office’.
- ‘Envelope’.
- caterpillar
- a shadow
- poison
- road
- y



POEM

SYMPATHY

Preparatory activity :

I. Read the story given below and suggest a suitable title to it.

A sweet little girl sees a thin little bird in a park. She is filled with sympathy for the little bird. She thinks that the bird must be feeling very cold since it has no clothes. The bird too feels deep sympathy for the little girl. The bird thinks that the little girl does not have a single feather on her body, so she must be feeling very cold. Thus both the little girl and the little bird shiver thinking of each other's pain.

Now let us read the poem 'Sympathy'.

I lay in sorrow, deep depressed...

My grief a proud man heard...

His looks were cold. He gave me gold.

But not a kindly word.

My sorrow passed - I paid him back

The gold he gave to me.

Then stood erect and spoke my thanks

And blessed his charity...

I lay in want, and grief and pain.

A poor man passed my way.

He bound my head. He gave me bread.

He watched me night and day.

How shall I pay him back again
For all he did to me?
Oh! Gold is great. But greater far
Is heavenly sympathy!

Charles Mackay

Glossary :

<i>depressed</i>	: <i>in great pain or sadness</i>
<i>grief</i>	: <i>deep sorrow</i>
<i>cold</i>	: <i>unfriendly</i>
<i>kindly</i>	: <i>kind and caring</i>
<i>erect</i>	: <i>straight</i>
<i>charity</i>	: <i>kindness or sympathy</i>
<i>want</i>	: <i>poverty</i>
<i>bind</i>	: <i>tie a long thin piece of fabric around something</i>
<i>far</i>	: <i>very much</i>

Let's Understand :

C1. Discuss the following questions in small groups and present your answers to the class :

1. How did the proud man react to the poet's sorrow?
2. What do you mean by 'his looks were cold'?
3. In spite of having gold, the poor man was not happy. Why?
4. The poet paid back the proud man. What does this tell you about the poet's character?

5. State any two ways by which the poor man expressed his sympathy.
 - a. _____
 - b. _____.
6. What, according to the poet, is greater than gold?
7. Explain the last two lines of the poem.
8. In not more than 50 words, describe a situation when someone was kind to you.

C2. Given below is a summary of the poem. Complete it by writing the missing word / words.

Once I was very (1)..... A proud man (2)..... my grief. He gave me some money, but did not say even a single word of (3)..... When my sorrow was over, I went to him, (4)..... back his money and (5)..... him. After sometime, I was again in trouble. A poor man (6)..... by me. He bandaged my head. He gave me bread and (7)..... after me day and night. I feel I won't be able to repay him because (8)..... is more precious than gold.

Let's Appreciate :

Act out the poem.

Let's Practise Words :

V1. Find the odd word out in each set :

1. < sorrow, grief, distress, worry, pride >
2. < hot, cold, warm, boiling >
3. < rich, poor, wealthy, well-to-do, well off >

V2. Look at the words given below. The same word has different meanings in different situations. Find the difference in meaning with the help of the example given below. Pair up with your friends to work on more words. (Use a dictionary)

e.g. *passed*:

Ravi *passed* in the examination.

Ankitha *passed* close by me but did not recognise me.

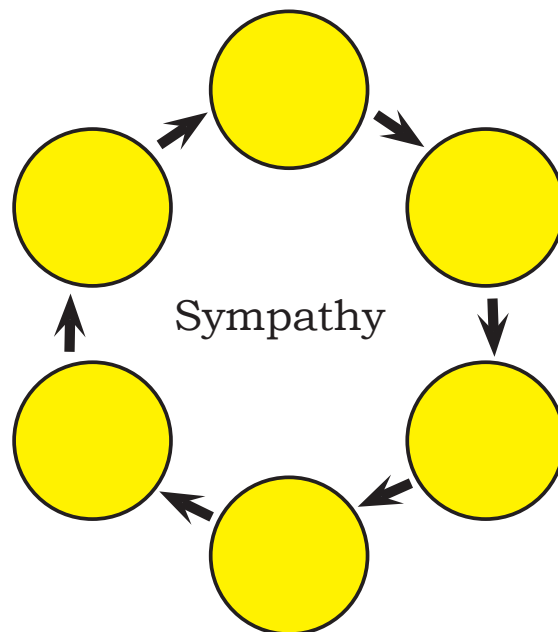
Oviya *passed* the ball to Sharon.

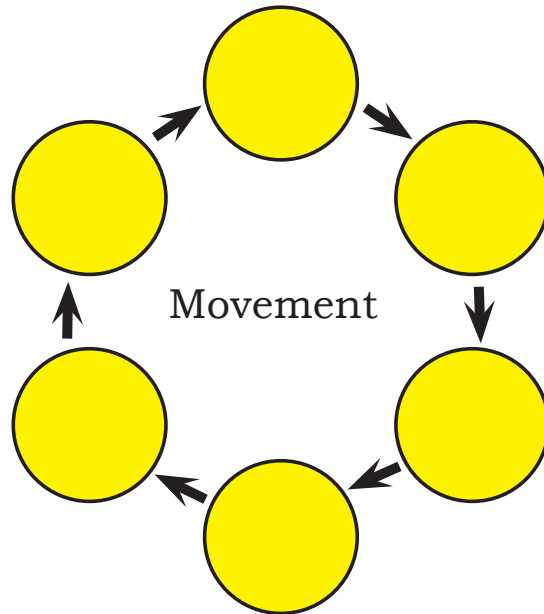
The old man *passed* away yesterday.

Similarly, differentiate the meanings of the words below with suitable examples:

- a) lie b) mouse c) bank d) sweet
e) note f) lift g) light.

V3. Sit with your friend and write out words related to:






Let's Write :

The following words are spelt wrongly. Can you write the correct spellings? Use a dictionary.

grat	greif	blesed	proad
singel	heared	sympthy	sorow
cherity	together	shiwer	wached
allthough	distres	heavnly	

About the poet:



Charles Mackay (27 March 1814 – 24 December 1889) was born in Perth, Scotland. He was a Scottish poet, journalist, author, anthologist and novelist.







UNIT – 3

PROSE

HOW DO BEES MAKE HONEY?

Preparatory Activity :

1. Look at the following pictures and their descriptions. Match them. (Draw lines)

A	B
1. 	(a) Honeycomb
2. 	(b) Honeybee
3. 	(c) Beehive
4. 	(d) Honey-making

Let's read the lesson on honey-making. While reading, find answers for the following questions:

(i) What is honey used for?

(ii) Where do bees collect nectar from?

Honey is the oldest sweet used by people. It is a natural sugar made by bees. It contains sugar, proteins, iron and calcium. We can digest honey very easily. It calms a cough and soothes a sore throat. It is also known for its ability to kill bacteria.

Let us now learn about making honey. Honey-making is not very simple. Honey bees start the honey-making process by visiting flowers and collecting nectar. They gather nectar in the spring when most flowers and plants are in bloom. They use their long, tubelike tongues to suck the nectar out of the flowers.



They store the nectar in their stomachs (honey sacs) and carry it to the beehive. While inside the bee's stomach for about half an hour, the nectar mixes with the proteins and enzymes produced by the bees. The nectar is thus converted

into honey. The bees then drop the honey into the honeycombs (hexagonal cells made of wax produced by the bees). The bees repeat the process until the combs are full.

nectar	: a sweet fluid produced by flowers and made into honey by bees
in bloom	: with the flowers fully open
honey sac	: also called honey stomach
hive	: beehive; a structure wherein bees live and make honey
enzyme	: chemical substance that is produced



To prepare for long-term storage, the bees fan their wings to evaporate and thicken the honey (note: nectar has 80% water and honey has only about 14-18% water). When this is done, the bees cap the honeycomb with wax and move on to the next empty comb. So, in a nutshell, the honey we eat is nectar that honey bees have collected, regurgitated and dehydrated to enhance its nutritional properties.

fan (v)	:	make air move around
evaporate	:	turn from liquid into vapour
honeycomb	:	a block of wax full of six-sided holes in which bees store honey
hexagonal	:	having six sides
wax	:	smooth substance made by bees, to seal the honey filled cells

Honey bees are divided as house bees and field bees. The house bees keep the houses clean and well ventilated. They build new combs to store honey. Field bees are older bees. They go away from the house. Their job is to search for nectar.

regurgitate

/ri:gə:dʒɪteɪt : bring food that you have already swallowed, back into your mouth

dehydrate : remove the water from something

ventilate : admit fresh air

Honey bees do not live long. At the time of honey gathering season they work very hard. As a result, a honey bee does not live longer than a month. Around two thousand bees die every day in a honey-making hive. The queen bee lays eggs and she maintains the population of the hive.

Let's Understand :

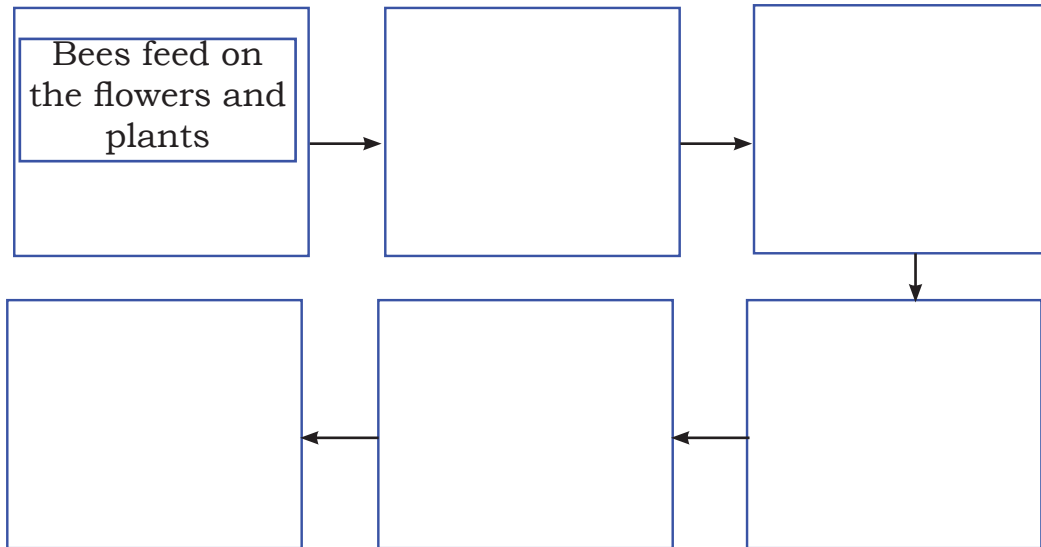
C1. Answer the following questions in a word, a phrase or a sentence each :

1. What does honey contain?
2. Why do bees fan honey?
3. Where do bees store the honey?
4. What is a honeycomb?
5. How long does a honey bee live?
6. Read the lesson again and write two things that the bees do to produce honey.
7. Mention the work done by the house bees and field bees.

C2. Discuss the following questions in small groups and present your answers to the whole class:

1. Do you think honey bees are hard working? Give reasons.
2. Have you ever tasted honey? Have you seen a bee hive or a honey comb?
3. What do we use honey for?
4. Imagine that you are a honey bee. Explain how you make honey.
5. Read the lesson carefully and find out the steps followed by bees in making honey. Then complete the flow chart given below.

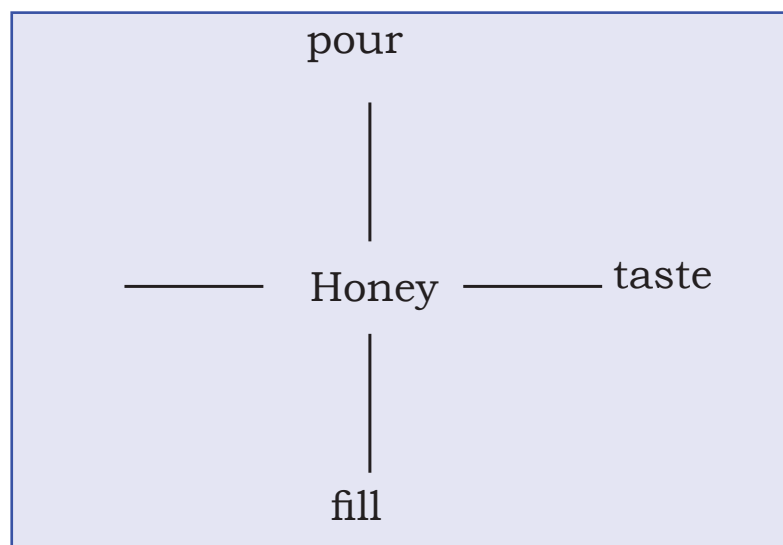
The Honey-making Process :



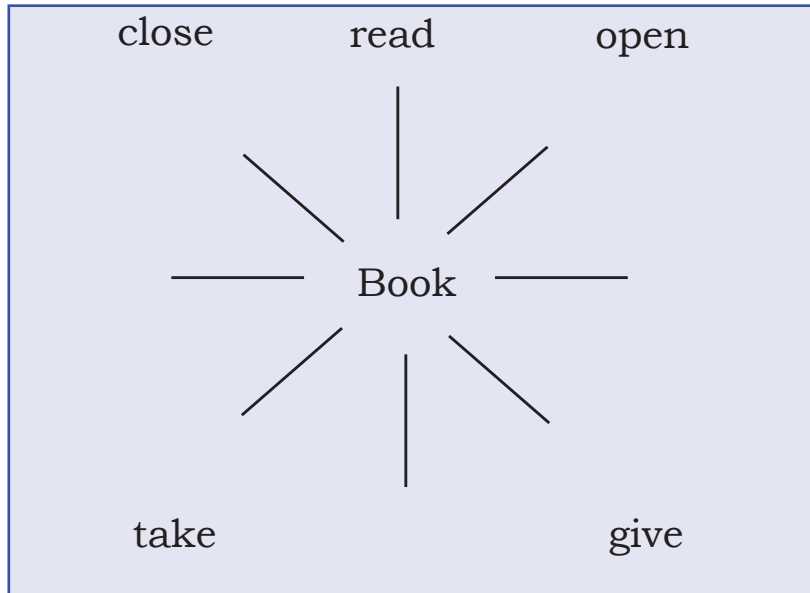
Let's Practise Words :

V1. Write the actions that go with the given words.

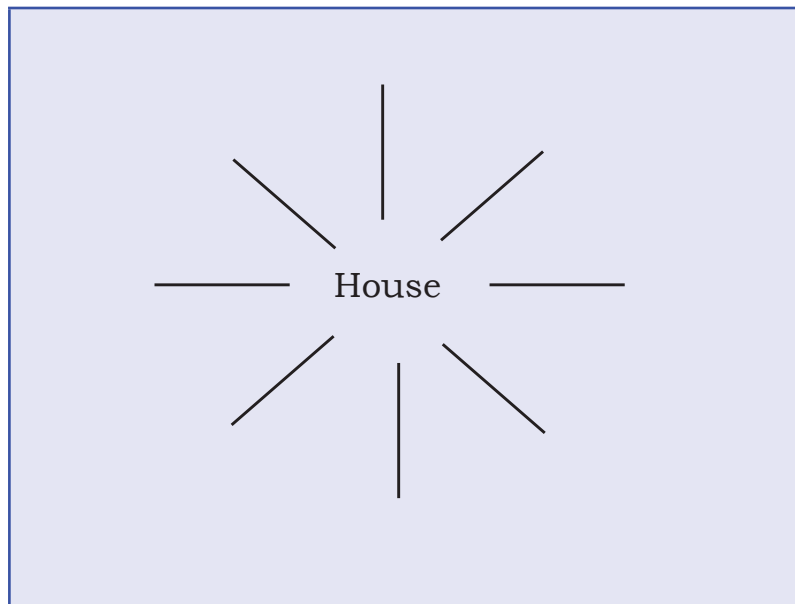
Honey



Book



House



V2. Make meaningful phrases or sentences using the above words. *One has been done for you.*

1. I read a book yesterday.
2. -----
3. -----
4. -----
5. -----

Let's Practise Language :

Here are some sentences about how plants make food. Choose the correct word from the brackets and fill in the blanks.

Plants _____(is/are) very important to us. All the foods people eat _____(come/comes) directly or indirectly from plants. For example, apples_____ (come/comes) from an apple tree. The flour used to make bread ____ (come/comes) from a wheat plant. But what do plants____ (eat/eats)? They _____ (make/makes) their own food!

Plants_____ (need/needs) several things to make their own food. They _____(needs/need) chlorophyll (a green pigment found in the leaves of plants), light, carbon dioxide, water, nutrients and minerals. Plants_____ (make/makes) food in their leaves. The leaves_____ (contain/contains) a pigment called chlorophyll, which colours the leaves green. Chlorophyll can make food that the plant can use from carbon dioxide, water, nutrients, and energy from sunlight. This process is called photosynthesis. During the process of photosynthesis,

plants_____ (release/releases) oxygen into the air. People and animals _____ (needs/need) oxygen to breathe.

Let's Speak :

How to make...

The following are a few recipes. Read them and understand how to prepare different food items.

(Note to the teacher: Select three children. Let one child read the ingredients aloud, let another child read the instructions (how to make), and let the third one mime/show through actions).

UPMA RECIPE :

- 1 cup rava / sooji (Semolina)
- 25 gms fried cashew nuts (optional)
- 1 inch ginger chopped
- 1 chopped onion
- 3 green chillies slit sideways
- 1 potato chopped
- 1 capsicum chopped
- 1 carrot chopped
- 1/4 cup green peas frozen or fresh
- 1 tsp mustard seeds
- 1 tsp urad dal
- 1 tsp channa dal
- salt to taste

- 1/2 tsp turmeric powder
 - chilli powder to taste (optional)
 - 2 tblsp oil
 - a few curry leaves
 - finely chopped coriander leaves
 - 1 tblsp ghee
- (tsp - tea spoon; tblsp - table spoon)

How to make rava upma :

- Heat 1 tblsp pure ghee / unsalted butter and fry rava, on a moderate heat, stirring constantly to light brown colour and set aside.
- Now heat 2 tblsp oil in a pan and add mustard seeds and allow them to splatter.
- Add the dals : chana and urad and curry leaves to it and fry till they turn red.
- Add onion, ginger and green chillies. Sauté for 2-3 minutes.
- Add all the vegetables, turmeric and chilli powder, and salt to taste.
- Now add 3 cups of water and cover the pan and allow it to simmer on low heat until the vegetables are done.
- Add the fried rava to it stirring constantly till it becomes a little thick.
- Take off from the heat and serve hot garnished with cashews and coriander.

APPLE MILKSHAKE RECIPE :

Use the following words and tell the class how to make apple milkshake (refer a dictionary to find out the meanings of the words given)

(put, grind, peel, mix, serve, cut, blend, pour)

- ---- apple and --- in small pieces.
- Now --- milk, sugar and apple in a mixer.
- --- cardamom to a powder and --- in the shake.
- Now --- shake in the glasses.
- --- some crushed ice and ----- it chilled.

Also, say the ingredients.

Tell the class how the following items are prepared:

- *lemon juice*
- *tea or coffee.*

Extended Activity :
Same sound

Pick out words which have the same sound (vowel) and write them below the box. Say them aloud/repeat after the teacher.

book	sit	cool	make
high	poor	wash	beach
room	watch	tell	will
stop	work	put	well
car	take	buy	sure
meet	park	cot	girl

e.g. cool - room

1. _____
2. _____
3. _____
4. _____
5. _____



“An eye for an eye only ends up making the whole world blind.”

Mohandas Karamchand Gandhi

POEM

KINDNESS TO ANIMALS

Preparatory activity :

- **Listen to the story narrated by your teacher and respond to the following questions:**

1. Who is Sweety?
2. List the words that describe Sweety.
3. What does Sweety love to eat?
4. Fill in the blank:
Sweety plays with the girl in _____
5. Say True or False
 - i) Uncle Roshan wants to play with Sweety.
 - ii) Sweety was safe in the girl's friend's house.

- **Listen again and answer the following questions:**

1. Who do you think is telling the story?
2. Why did the narrator leave Sweety in the friend's house?
3. What would you do if you were in a similar situation?
4. What would Sweety tell Uncle Roshan if she could speak? Complete the sentences.

Sweety : Uncle Roshan, Please don't _____
me. I too _____ life like you. I _____
also like to live and play. Have mercy on me. Please _____
me live.

(would, kill, kindly, let, have).

Your teacher will read the poem 'Kindness to Animals' aloud. Close your eyes and listen to the poem.



Little children, never give
Pain to things that feel and live.
Let the gentle robin come
For the crumbs you save at home.

As his meat you throw along
He'll repay you with a song.
Never hurt the timid hare
Peeping from her green grass lair.

Let her come and sport and play
On the lawn at close of day.
The little lark goes soaring high
To the bright windows of the sky.

Singing as if 't were always spring
And fluttering on an untired wing
Oh! Let him sing his happy song
Nor do these gentle creatures wrong.

Anonymous

Glossary :

<i>gentle</i>	:	<i>mild, kind</i>
<i>robin</i>	:	<i>a small brown bird marked with red on its breast</i>
<i>crumb</i>	:	<i>a very small piece of bread, cake, etc.</i>
<i>meat</i>	:	<i>the flesh of animals.</i>
<i>hurt</i>	:	<i>cause pain to a person's body or mind.</i>
<i>timid</i>	:	<i>easily frightened.</i>
<i>hare</i>	:	<i>an animal like a rabbit but slightly large and with longer ears.</i>
<i>lair</i>	:	<i>the place where a wild animal rests.</i>
<i>lawn</i>	:	<i>a piece of land covered with grass.</i>
<i>lark</i>	:	<i>a small brown bird that is noted for its singing.</i>
<i>soar</i>	:	<i>fly high in the air</i>
<i>spring</i>	:	<i>the season in which flowers, leaves appear</i>
<i>flutter</i>	:	<i>(of birds) flap the wings quickly and fly short distances only</i>

creature : any living being

if 't were : if it were (formal English, used in writing)(informal, used in spoken English)

Let's Understand :

C1. Complete the following sentences with the help of the poem :

- i) If we allow the robin to eat his crumbs and meat then he will _____
- ii) If we don't hurt the hare, she will _____
- iii) If we allow the little lark to fly high, he will _____

- C2.**
- i) When does the robin come to our house ?
 - ii) When does the hare sport and play ?
 - iii) Who flies high - robin or lark? Pick out the suitable line from the poem in support of your answer.
 - iv) Pick out the words and phrases where the poet asks us to be kind to animals and birds.

Let's Appreciate :

1. Read the poem and find the words that rhyme with:

Words	Rhyming words
give	
play	
sky	
spring	
song	

2. In many of the lines in this poem, we find that the same sound is repeated. For example, the sound 'r' in "Peeping from her green grass lair" is repeated.

Find other examples of such repetition in the poem.

3. Work in pairs and find out all the describing words for the following. One has been done for you.

Describing word	Naming word
1. little	children
2. _____	robin
3. _____	hare
4. _____	grass
5. _____	lark
6. _____	window
7. _____	wing
8. _____	song
9. _____	creatures

4. Write this poem on a chart and display it on the school notice board.

Let's Speak :

- S1. "It is not right to kill anything without a good reason." Discuss.(You can speak in your mother tongue)

S2. Sit in groups. Ask two or three interesting questions on each of the following birds and animals.

- | | | | |
|-----------|---------|---------|--------|
| a) parrot | b) dog | c) cow | d) cat |
| e) horse | f) lion | g) crow | |

S3. WHO AM I?

Riddles

Listen to the following riddles and guess the name of the bird/animal/insect (Let one child stand in front of the class and read the riddle. Let other children guess the name of the bird/animal/insect).

1. I'm very, very big. I like to eat peanuts and hay. I have four legs and two big ears. My long nose is called a trunk.

I am an...

2. My skin is green and slippery. I have four legs and webbed feet. I eat bugs and little fish. I can swim under water and hop on land.

I am a...

3. I'm a soft and furry pet. I have four legs and a long tail. I have sharp teeth and claws. I like to chase mice.

I am a...

4. I live in the ocean. I like to eat crabs. I can change colours. My eight legs are called tentacles.

I am an...

5. I am small and shy. I have eight legs. I eat bugs. I catch them in my web.


I am a...

6. I live in lakes and rivers. I eat fish and birds. I have four legs and a long tail. I have lots of pretty teeth.

I am a...

Let's Write :

W1. Look at the following picture and try to describe it. There are some questions and some words in the box for your help. Discuss your ideas in small groups and present them to the class.



<i>two</i>	<i>three</i>	<i>shells</i>	<i>birds</i>	<i>clouds</i>
<i>sandcastle</i>	<i>tender coconut</i>	<i>sun</i>	<i>boats</i>	<i>enjoying</i>

1. What do you see in the sky?
2. How many boats are there in the sea?
3. What are the children doing?
4. What is the girl collecting?
5. What is the boy doing with the sand?
6. What are the children drinking?

Write a short paragraph. Give a suitable title to the paragraph that you write.

Read your paragraph aloud to the class.

Self-evaluation

I. Read the statements and put a tick mark in the appropriate box :

Statements	Yes	Fairly well	No
1. I was able to say a few words and sentences about the picture.			
2. I shared my ideas with others in the class.			
3. We were able to write a paragraph in our group.			
4. I can write a short paragraph on a similar picture.			

Answers to the riddles :

elephant

frog

cat

octopus

spider

crocodile



UNIT - 4

PROSE

THE KING'S MINISTERS

Preparatory activity :

1. Read the title of the story. Who do you think is the king in this story? Can you guess?
2. Who are the ministers? Guess.
3. Do you know any story about forest animals?

Narrate one such story in English or your mother tongue.

Let us read the story and enjoy :

There was a lion who was the king of the forest. He was fierce and strong. "A king must have ministers to help him," the lion thought one day. And he called a fox.

"You are known to be very wise and clever. I want you to be my Home Minister."



“I thank you for this honour, Your Majesty,” said the fox. Then the king called a leopard and said, “You are known to be very alert and swift-footed. You’ll be my Defence Minister.”

swift-footed	:	fast in walking and running
swore	:	promised something very seriously
prey	:	animal or bird hunted for food
having his fill	:	eating as much as he could

“Thank you, Your Majesty,” said the leopard. The next to be called was a crow. “You can fly high in the sky, so you’ll be my Minister for External Affairs.”

“I am grateful to you, Your Majesty,” said the crow. The three ministers swore to remain loyal to the king and the lion in return promised to give them food and protection.

When the lion went hunting, they helped him to find the prey. After having his fill, he would leave the remains for them. Thus they always had enough to eat.

One day the crow said to the king, “Your Majesty, have you ever eaten camel meat? It is very tasty.” The lion had never seen a camel, but he liked the idea of tasting camel meat.

“Where can we get a camel?” the king asked. “I have seen a lone camel in a desert. It looked very fat and big,” said the crow.

Next morning the lion and his three ministers set off for the desert. They had to travel for miles. At last they reached the desert. The hot sand of the desert burnt the lion's paws.

lone	: without companion
set off	: begin a journey
paw	: the foot of an animal that has claws or nails
off	: away

"Stop!" roared the lion. "Let's go back to the forest. I don't care for camel meat." The three ministers didn't want to lose this opportunity of enjoying camel meat. But they could eat it only after the lion had killed the camel.

Did the lion reach the place where the camel was? Why do you think so? Justify your answer.

The clever fox at once thought of a plan. Off he ran and came to the place where the camel was sitting. "Hello, friend!" he said to the camel. "How lucky you are! Our king has invited you to his court. Now please hurry up and come with me."

"I haven't heard of any king," said the camel. "I know only my master for whom I carry heavy loads across the desert."

The fox said, "Our king is the brave lion. He has killed your cruel master, and now you're free. The good king has invited you to come and live with him in the forest."

The camel followed the fox happily. When they reached the lion's camp, the crow and the leopard were surprised. Even the lion was pleased in spite of his burnt paws.

The camel was presented to the king.

“Get on the camel’s back, Your Majesty,” said the fox. “We’ll return home first.”

The lion at once jumped on the camel’s back. The leopard and the fox sat behind him. With the crow flying ahead as a guide, they reached the forest all hungry and tired.

The three ministers looked at the camel with greedy eyes. The lion knew what his ministers were thinking.



He turned to the camel and said, “Friend, I must thank you for saving my life. You are welcome to live with me in my forest as long as you like. I promise you my protection.”

The ministers were shocked to hear this. They had all the time been longing to eat the camel’s meat. But they said nothing as they were afraid of the king.

The lion, too, was feeling very hungry. But his paws were badly burnt and he couldn’t go to hunt by himself.

“O Fox, Leopard and Crow!” he said, “Don’t you see I am tired and hungry? Go at once and get me some food.”

The ministers had to obey the king. So they went, but not very far. They sat down under a tree to discuss what to do. The fox came up with a clever plan. The others agreed to it. And back they went to the king.

Bowing low, the crow stepped forward first.

“Your Majesty,” he said, “we are sorry that we’ve found no food. But we can’t let you starve. I am your most faithful servant and you can eat me. It’ll be my pleasure if I can satisfy your hunger.”

The fox at once pushed the crow aside and said, “O King! Please eat me first. I have more flesh than the crow.”

Then the leopard rushed in and said, “I’m even bigger, Your Majesty. You can eat me first.”

protection	: safety from harm
long (v)	: want very much
come up with	: find; suggest
starve	: die of hunger
pounce	: make a sudden attack

The camel was deeply moved by the loyalty shown by the three ministers. He too thought it his duty to offer himself as food for the king. “Your Majesty,” he said, “these three ministers of yours can be so useful to you. Therefore, I pray that you eat me instead.”

Hardly had the camel spoken these words when the three ministers got ready to pounce on him. But the lion stopped

them immediately and said, "You're all so true and faithful to me. I'm deeply touched by your offers, and I accept them all. I shall eat all of you, but in the same order in which you offered yourselves."

The ministers looked at each other. There was no moment to lose.

flee : run away

hearty : loud and cheerful

Away flew the crow! Away ran the fox! And away fled the leopard!

The lion had a hearty laugh. He turned to the camel and said, "You have proved my most loving and loyal friend. You shall live with me all your life. No harm shall ever come to you." And the two lived on happily together.

Let's Understand :

C1. Answer each question briefly :

1. Who did the lion make his Home Minister and why?
2. Who was made the Defence Minister and why?
3. Why was the crow made the Minister for External Affairs?
4. What promise did the three ministers make to the king?
5. What did the king promise to do for his ministers?
6. How did the ministers always have enough to eat?
7. What did the crow tell the lion about the camel?
8. Who brought the camel to the lion and how?

9. Why did the lion feel grateful to the camel?
10. Why did the lion ask his ministers to get him some food?
11. Who do you think proved most faithful to the king?

C2. Write down the words used to describe the following animals :

Animals	Description
lion	
fox	
leopard	
crow	
camel	

C3. Discuss the following questions in small groups and present your answers to the whole class :

1. 'The clever fox at once thought of a plan.' What plan did the clever fox think of?
2. 'The ministers were shocked to hear this.' What did they hear? Why were they shocked?
3. 'The camel was deeply moved by the loyalty shown by the three ministers.' Were the three ministers loyal to the lion? Give reasons.
4. Why did the three ministers run away from the place?

Let's Speak :

S1. Take the roles of different characters and dramatise the story.

S2. Choose a character from the story. Your friends will guess who the character is by asking yes/no questions.

For example, if you've chosen lion, they will ask questions as follows:

- Student 1 : Are you an animal?
You : Yes.
Student 2 : Are you known for cleverness?
You : No.
Student 3 : Are you strong?
You : Yes.
Student 4 : Are you the king of the forest?
You : Yes.
Student 5 : Are you a lion?
You : Yes!

S3. Read the dialogue given below aloud. Take different roles and roleplay the dialogue.

- Lion : I'm the king of the forest. I want ministers to help me. Dear fox, you are very wise and clever. Can you be my Home Minister?
Fox : Sure, Sir. Thank you for this honour.
Lion : My dear leopard, you walk and run very fast. Can you become my Defence Minister?
Leopard : Certainly, Sir. I'm proud to be one of your ministers.

Continue the dialogue.

Let's Write :

Punctuate the following :

1. the king asked where can we get a camel
2. the fox said our king is the brave lion
3. the lion said don't you see I'm tired and hungry
4. the teacher asked whats your name
5. he said my name is varun

Let's Practise Language :

- a. Find the past tense forms of the following from the lesson :**

call	promise	go	help	run
ask	reach	burn	roar	think
sit	kill	know	speak	

- b. Divide the above verbs into two categories as regular verbs and irregular verbs. (For regular verbs, we can add 'd' or 'ed' to get the past tense forms. For irregular verbs, we cannot add 'd' or 'ed' to get the past tense forms.)**

Regular verbs	Irregular verbs
call	go

- c. Say the following words aloud :**

rushed promised helped liked
 looked pushed stopped reached
 jumped shocked stepped

Note : These past tense forms end with /t/ sound.

- d. Repeat after the teacher :**

killed followed surprised pleased
 agreed moved turned proved lived

Note : These past tense forms end with /d/ sound.

Extended activity :

Story chain :

Children will sit in a circle. Teacher will tell the following story.

Hiding the pot of gold

One day **a man** found a pot of gold. 'I must hide it, otherwise someone will steal it from me,' he thought. So he hid the pot of gold under **a tree**. He hid it so well that he forgot where it was.

Then one day, **an old lady** was sitting under the tree and saw the pot of gold. 'I must hide it, otherwise someone will steal it from me,' she thought. So she hid the pot of gold in **a cave**. She hid it so well that she forgot where it was.

Then one day, a...

At this point, the teacher will stop and ask the children to continue the story. Each child will add a new person finding the pot of gold and hiding it in a different place.



“Earth and sky, woods and fields, lakes and rivers, the mountain and the sea, are excellent schoolmasters, and teach some of us more than we can ever learn from books.”


John Lubbock

POEM

ALL THINGS BRIGHT AND BEAUTIFUL

Preparatory activity :

1. Name some of the things that are bright and beautiful.
2. The poet has used many adjectives in this poem. Can you guess them and make a list of some of the adjectives he has used in the poem?
3. The title of the poem is 'All things bright and beautiful'. What do you think the poem is about? Guess.



All things bright and beautiful,
All creatures great and small,
All things wise and wonderful:
The Lord God made them all.

Each little flower that opens,
Each little bird that sings,
He made their glowing colours,
He made their tiny wings.

The rich man in his castle,
The poor man at his gate,
He made them, high or lowly,
And ordered their estate.

The purple headed mountains,
The river running by,
The sunset and the morning
That brightens up the sky.

The cold wind in the winter,
The pleasant summer sun,
The ripe fruits in the garden,
He made them every one.

The tall trees in the greenwood,
The meadows where we play,
The rushes by the water,
To gather every day.

He gave us eyes to see them,
And lips that we might tell
How great is God Almighty,
Who has made all things well.

Cecil Frances Alexander

Glossary :

lowly : *low in status*

estate : *assets, land or property*

meadow : *a piece of grassland*

rush (n) : *plant*

Let's Understand :

C1. Answer the following questions in words and phrases:

1. What things are bright and beautiful as shown in the poem, according to the poet?
2. Who made them all?
3. What is the difference between the man who is in his castle and the one who is at his gate?
4. Why, according to the poet, did 'He' give us eyes and lips?
5. Fill in the blanks:
 - a. He made the glowing colours of _____
 - b. He made the tiny wings of _____
 - c. He made _____ high and _____ lowly.
 - d. _____ brightens up the sky.
6. Pick out all the rhyming words from the poem. Add one more word to each of them.
7. The poem celebrates both nature and the omnipotence of the Creator. Can you suggest another title to the poem?

C2. Discuss the following questions in small groups and present your views to the class :

1. Are all the things in this world “bright and beautiful”?
2. Do you agree with the poet’s view that God has rightly made some human beings wealthy and others poor?
3. Can we justify the inequalities that exist in the society?
4. How do you think poverty can be eliminated?

Let's Write

W1. Fill in the blanks to get a brief summary of the poem :

This poem tells us how great ----- is. He has given us ----- to see and ----- to ----- and lips to ----- . God controls the ----- and the ----- . He has----- everything and has made all things ----- .

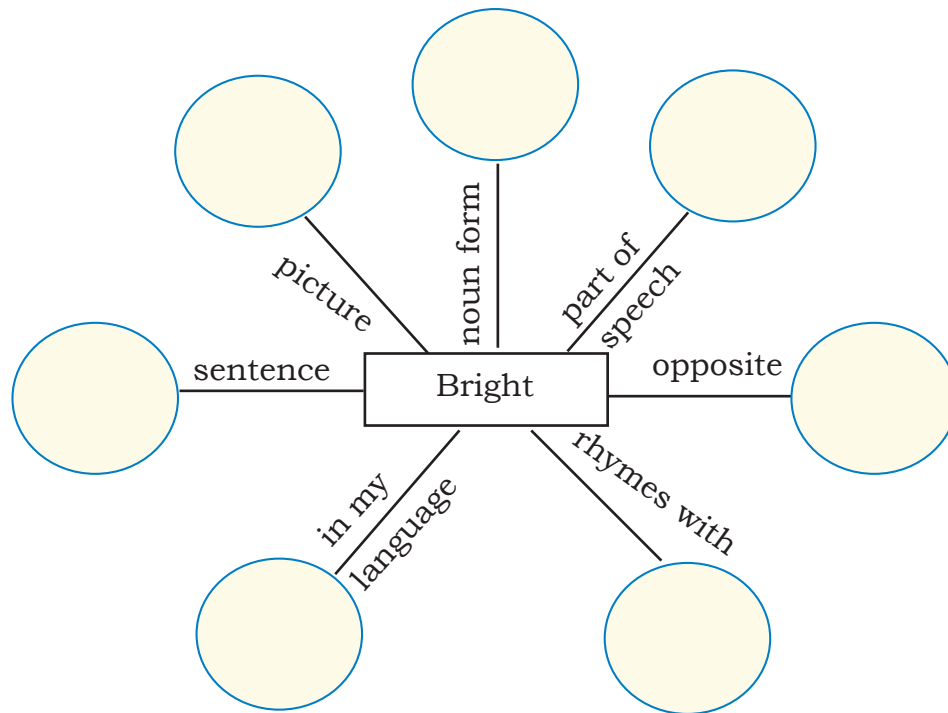
Let's Appreciate :

1. Match the describing words in Column A with the words in Column B.

A	B
glowing	wings
bright	winds
small	trees
tiny	colours
rich	creatures
cold	things
pleasant	man
tall	summer

2. Read this poem aloud in the school assembly.
3. Draw a picture illustrating the theme of the poem.
4. Try to translate a few lines/stanzas into your mother tongue.

5. What do you know about the word 'bright'? Complete the web diagram below.



6. Complete the following table :

Title of the poem	
Theme	God almighty is great
Tone	Admiring
Message	
Style – special words used	
Name of the poet	
Do you like this poem? Why/Why not?	

Let's Practise words :

- I. Look at the word flower. Complete the phrases using the adjectives. Use a few more adjectives where necessary :**



1. As _____ as a flower
2. As _____ as ice
3. As _____ as milk
4. As _____ as a snail
5. As _____ as coal
6. As _____ as a mouse
7. As _____ as a bat
8. As _____ as a rabbit
9. As _____ as a lion

10. As _____ as a fox
11. As _____ as a wolf
12. As _____ as a lamb
13. As _____ as a peacock

Can you explain to your partner why these comparisons are made? Can you think of a few more comparisons like this? List them.

About the poet:



Cecil Frances Alexander (April 1818, 12 October 1895) was a hymn-writer and poet. She began writing poems in her childhood.



UNIT - 5

PROSE

A CHAT WITH A GRASSHOPPER

Preparatory Activity :

1. Repeat after the teacher:

The Grasshopper and the Elephant

*Way down south
Where bananas grow,
A grasshopper stepped
On an elephant's toe.
The elephant said
With tears in his eyes,
"Pick on somebody
Your own size."*

Anonymous

2. Can you draw the picture of a grasshopper? What do you know about grasshoppers?

Let's read and enjoy the lesson :

One day students of class VI visited a park with their class teacher. All of them enjoyed and played well in the park. While they were playing and enjoying, Roshan, Teena, Rani and Ani saw a green insect flying around and sitting on the stem of a tree. They were surprised to see it. They slowly went near the insect.



Raju : Wow! What a beautiful insect!

Ramya : May I know your name, please?

Hoppi : I'm a summer time singer. I have several legs and eyes. I am farmer's friend. Can you guess who I am?

Raju : You're ಏಡತೆ

Hoppi : Yes, I'm a grasshopper.

Rani : Where do you live? Where can we find you?

Hoppi : I live in different places. You can find me everywhere! You'll find 11,000 to 18,000 varieties of grasshoppers in this world.

Raju : OK my dear, tell me how you fly.

Hoppi : I have two sets of wings for flying. Do you have wings, children?

Ani : No, we don't have wings; we want to fly like you.

Hoppi : OK, I'll teach you how to fly.

Children, would you like to fly like a grasshopper? Why/Why not?



All the friends are happy and dream of flying with the grasshopper.

Ramya : We have two legs to walk, jump and run around. How many legs do you have?

Hoppi : Ahhh..... I have three pairs of strong legs. I can jump and walk like you.

Rani : Hoppi, how do you escape from enemies?

Hoppi : Oh, they can't catch me so easily. I have five eyes and a pair of antennae. The antennae helps me to sense danger and I'll swiftly escape.

Ramya : Now you're not trying to escape from us, are you?

Hoppi : I'm your friend, right? I trust you. I'm not scared. (The children and Hoppi start playing)

Raju : (observing the body).....Hoppi, we have two ears. Do you also have ears?

Hoppi : I don't have ears like you, but the antenna helps me to pick up vibrations from the air and the ground.

Ramya : Hoppi, I'm very hungry. Rani, Raju, Ani and I are going out for lunch. Would you like to join us for lunch?

Hoppi : No, I won't eat idlies, dosa, rice or chapathi like you. I eat plants, wheat, oat, corn and barley.

Rani : It's getting late. Mam will scold us. We need to go. Nice to meet you Hoppi . Bye.

Hoppi : Nice to meet you too. Bye, take care. See you soon!

Here are some more facts about grasshoppers. Please read them.

The Body

Grasshoppers have an exoskeleton which means the skeleton is on the outside of their body. The grasshopper also has three pairs of very strong legs. They can walk and jump twenty times the length of their body.

Music maker

If you hear a chirp chirp on a summer's night, it could be a male grasshopper trying to attract a mate, or warn off other males. They do this by rubbing their back leg against their forewing. Other grasshoppers like the Band-winged Grasshopper will snap hindwings. This makes a weird crackling sound.

Friend or Foe?

- Grasshoppers are actually a help to farmers.
- The Turnbull is a type of grasshopper that will dine on the weeds that kill crops. Two-striped grasshopper will eat plants that are toxic to cattle.

Fascinating Grasshopper Facts :

- The smallest grasshopper is the **pygmy grasshopper**. It's only 20-millimetre long.
- The largest grasshopper is called the **giant grasshopper**. The female grasshopper is 60-90 millimetre long and the male is 45-55 millimetre long.

Glossary :

<i>foe</i>	:	<i>an enemy</i>
<i>toxic</i>	:	<i>poisonous</i>
<i>mate</i>	:	<i>friend</i>
<i>snap</i>	:	<i>move</i>
<i>hind</i>	:	<i>at the back</i>
<i>weird</i>	:	<i>strange</i>
<i>dine</i>	:	<i>eat</i>
<i>weed</i>	:	<i>a wild plant</i>
<i>striped</i>	:	<i>marked with long narrow lines</i>

Let's Understand :

C1. Read the questions and discuss the answers :

1. What helps a grasshopper fly?
2. How many wings does a grasshopper have? 2. 4. 6. 8. 10.
3. How many eyes does a grasshopper have? 1. 3. 5. 7. 9.
4. How long are the world's largest grasshoppers?
20 mm, 90 mm, 100 mm, 120 mm.
5. Grasshopper makes a chirping sound by:
 - a) rubbing two legs together
 - b) rubbing one of its legs along one of its wings.
 - c) rubbing its wings together.
 - d) rubbing its back leg against one of its antennae.
6. Say True or False:
A grasshopper is blind and deaf.
7. Grasshoppers do not have ears, yet they can pick up vibrations. How?

Let's Practise Words :

V1. Read the lesson on grasshoppers again. Look at the words given below. Which of these words are used in the lesson? Circle them :

farmer, toxic, exoskeleton, strong, fruits
vibration, weird, turnbull, housefly, insecticide

V2. Find words from the lesson with the following meanings :

- a) grain used to make flour.
- b) poisonous to eat or drink.
- c) an enemy.
- d) outside skin of an animal body.
- e) two long thin parts on the heads of some insects.

V3. Read the text and fill in the blanks using the appropriate words:

- 1. The two-striped grasshopper will eat plants that are _____ to cattle.
- 2. The grasshoppers make sounds of _____ on a summer-night.
- 3. The _____ organ can pick up vibrations from the air and on the ground to the grasshopper.

V4. Choose the correct answers from the words given in brackets:

- 1. The insects that make the sound of buzz _____
 - 2. The insects that irritate at night _____
 - 3. The insects that build their own webs _____
 - 4. The insects that reform as butterflies _____
- [bees, mosquitoes, spiders, caterpillars]*

V5. Collect words for the male, the female and the young ones of animals and complete the following table. One has been done for you.

Animal	Male	Female	Young ones
horse	stallion	mare	foal
lion	lion	_____	_____
goat	billygoat	nanny goat	_____
tiger	_____	tigress	_____
cock	cock	_____	chick

Let's Write :

W1.

- a) Read the lesson once more. Write a short paragraph about grasshoppers in five to six sentences.

- b) Read your paragraph aloud to the class.
- c) Correct the mistakes in spelling, sentence structure, punctuation, etc if there are any.
- d) Make a neat copy and display it in the classroom.

W2. Filling in a Web Diagram :

I. Read the passage below to find out about the almost extinct white tiger.

Wild white tigers are now very rare. They are usually located on the mainland of southeastern Asia and in central and southern India. Those living on islands have almost disappeared. Most of them are found in zoos or wildlife sanctuaries.

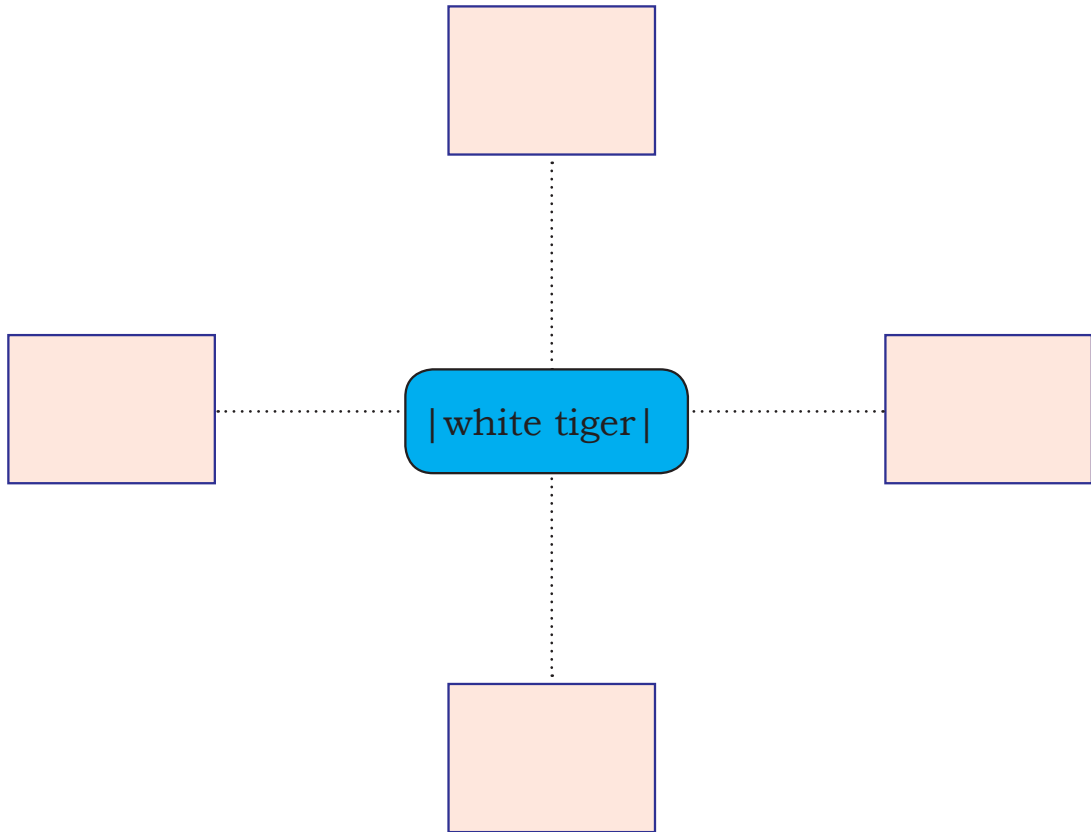
The white tiger is about three metres long and weighs approximately 180-258 kg.

It has blue eyes, and a pink nose. It has a creamy white fur covered with red stripes. The white Bengal tiger lives in grassy or swampy areas and forests, where it can be well camouflaged.

The white tigers are good swimmers, but very poor climbers. In spite of being slow runners, they are stealthy enough to catch any prey in their sight. White tigers are solitary animals who mostly hunt at night.

Now fill in the bubbles in the web diagram with the most important facts that you have read about the white tiger.

(clue: colour, size, habits, features, habitat, etc.....)



II. Sit in pairs, discuss with your partner and write two sentences on how the tiger can be saved :

1. _____

2. _____

Let's Speak

S1. Ask questions to your partner about the grasshopper using the clues. *One has been done for you.*

- e.g. What does a grasshopper eat? (what/eat)
1. (where/live)
2. (how many/eyes)

S2. Collect picture cards of animals/birds/objects.

Show the picture cards and ask two or three questions on it to your friends.

S3. Sit in pairs. Read the following statements and frame questions. Use the clues given in the brackets:

One has been done for you.

e.g. A : My father is a teacher.

What is your father? (what)

1. A: This book is (mine).
B: _____? (whose)
2. A: I like blue colour.
B: _____? (what)
3. A: We celebrate Vanamahotsava on June 5th.
B: _____? (when)
4. A: Deon likes cows because they give us milk.
B: _____? (why)

5. A: Sachin is my favourite batsman.

B: _____? (who)

6. A: Naija goes to school every day.

B: _____ (where)

S4. Read these instructions/warnings aloud.

- *Keep away from insects.*
- *Don't touch them.*
- *If you touch them, immediately wash your hands.*
- *Keep the surroundings clean.*
- *Keep pesticides away from children.*

Write some more instructions/slogans you know:

1)

2)

3)

Where do you see the following instructions/warnings?

- Beware of dogs.
- Thanks for not smoking.
- Leave your footwear outside.
- Switch off your mobile phone.

Extended Activity.

And ...what?

Each learner will repeat the sentence and add one more item. The class will thus try to make a very long sentence.

1. Topic: fruits, vegetables and eatables
I went to the shop and bought...
e.g. I went to the shop and bought mangoes.
2. Topic: toys and gift items
For my birthday I got...
3. Topic: Birds and animals
I saw...in the forest.

Further Reading : Read the following poem. Refer to a dictionary, find the meanings of new words and tell the class.

HURT NO LIVING THING

Hurt no living thing,
Ladybird, nor butterfly,
Nor moth with dusty wing,
Nor cricket chirping cheerily,
Nor grasshopper, so light of leap,
Nor dancing gnat,
Nor beetle fat,
Nor harmless worms that creep.

CHRISTINA ROSSETTI



POEM

THE FLY

Preparatory activity :

(a) Match the sound makers with the sounds they make.

1 a dog	a buzzes
2 a cow	b chirps
3 a fly	c caws
4 a crow	d barks
5 a bird	e mews
6 a snake	f neighs
7 a cat	g moos
8 a horse	h hisses

(b) Try to mimic the above sounds.

Read and enjoy the poem.

There's a fly inside my bedroom,
It's driving me insane;
It's buzzing round my wardrobe,
It's on the window pane...

It's flying round the lampshade,
It's coming very close.
It's landing on my pillow...
It's walking on my nose!

It's looking in my eyeball,
Phew! It's flying off again!
It's walking on the ceiling,
It's driving me insane.

It's buzzing and it's buzzing,
It's coming near again,
I'll never, ever, get to sleep,
That fly is such a pain!

It's buzzing round the bedpost
It's walking on the floor...
It's flying round my toys and yes,
It's buzzing on the door.

The fly's buzzed off and left me,
So now I'll close my eyes...
But wait...Do I hear buzzing?
It's back, surprise, surprise!

Tony Bradman

Glossary :

insane : *mad*

wardrobe : *place in the cupboard where we hang up clothes*

ceiling : *roof*

buzzed off : *gone away*

Let's Understand :

Answer the following questions:

1. Where was the fly found?
2. How did the poet feel when he saw the fly?
3. Why can't the poet sleep?
4. Does the poem make you laugh? What is so funny?
5. Make a list of the places where the fly goes.

Let's Appreciate :

1. Pick out the rhyming words from the poem.
2. Fill in the blanks with appropriate words from the poem.
 - a. There's a fly my bedroom.
 - b. It's flying the lampshade.

- c. It's walking my nose.
- d. It's looking my eyeball.
- e. It's walking the floor.
- f. It's flying my toys.

3. Read the poem in groups. Think about voice modulation, facial expression, volume, etc. Compare the readings by different groups. Which group read well and why?

4. Write a poem/ a few lines on any other insect.

Let's Do:

Collect the pictures of insects that you see in your surroundings.

About the Poet

Tony Bradman (born on 22 January 1954) is an English poet. He is the author of children's books and is best known for the *Dilly the Dinosaur* series.

“It does not matter how slowly you go as long as you do not stop.”

— Confucius

UNIT- 6

PROSE

WHERE THERE IS A WILL, THERE IS A WAY

Let's Listen :

Do you know what a website is? A website is a place on the Internet where you can find information about something.

Dr Vinod Sena, a visually challenged man, has developed a website for the blind. Listen to your teacher to know more about Dr Vinod Sena.

Let's listen and respond :

1. Name the specially abled persons mentioned in the passage and their achievements.
2. Who is Dr Vinod Sena?
3. What is the website developed by Dr Vinod Sena.
4. Do you know any other specially abled persons who have done great things in their lives? Describe the achievements of such persons.

Introduction :

No one is born great. One becomes great by his deeds, willpower, patience and perseverance. These make a person overcome his / her weaknesses and disabilities to achieve his / her goal. Here are two stories of athletes who have achieved their best, inspite of their physical challenges. They were differently abled indeed!

Let's Read:

The 1992 Olympics had put Barcelona on the map of the world. Thousands of athletes take part in the games. Why do so many countries send their teams to the Olympics? It is because the Olympics is one of the world's biggest events. It is an honour for any country to send her athletes to take part in these games. It is not success or failure that counts; what matters is participation in the games.

The players put in their best efforts to win. They want to set a new record and become the world's best ever.

A few among such players have already been victims of accidents; a few others have been victims of diseases. Yet none of these see themselves as disabled. They are eager to show that they are champions in their own fields. One such champion was Wilma Rudolf of the U.S.A. She is popularly known as the 'Black Gazelle'. She had the speed and grace of a deer.

Wilma belonged to a large Negro family. In fact, she was the fourteenth child and was very weak when she was born. At the age of four, she had an attack of polio and was in bed for two long years. The doctors recommended regular massages to get her limp leg back to normal. Each member in her family spent some time massaging her leg and in course of time she was able to walk. She, however, needed special shoes.

As her legs became a little stronger, she began to run about and play. At no time did she feel that she was physically handicapped. As years passed, she improved in health and

grew strong enough to play basketball for her school. She was always cheerful and active, and was full of hope that she would one day be a great player.

A trainer of athletes happened to meet her one day. He saw that she was a talented girl and could become a sprinter. She took regular lessons from this coach, which helped her join the American Olympic team that went to Melbourne. At the next Olympics in Rome, she became a superstar and won three gold medals. She used to say jokingly, "I run fast because mine is a large family and I need to get to the dining table first!"

Another champion who suffered a lot as a boy was Rafer Johnson. When he was only twelve, his left leg was badly crushed in a machine. The front of one of the toes was hanging out as though it would fall off. The surgeon who treated him feared that the entire leg might have to be cut off. Rafer was very much upset. All the time he was in bed he prayed to God for His mercy. He grew better day by day and the surgeon could finally save his leg, but it did not heal completely.

Rafer's interest in sport was so strong that he did not worry about his weak leg. He often had difficulty in wearing spiked shoes, but this did not stop him from having regular practice. He worked hard day and night and was finally selected for the Olympics. He took part in the decathlon and won the first place. He was called the "the greatest all round athlete in the world".

Both these champions had a dream: they set themselves a goal to achieve the dream; they worked with a will to reach this goal. Their dreams came true and they became world famous athletes.

Glossary

<i>event</i>	:	<i>an important happening</i>
<i>exciting</i>	:	<i>causing strong feelings</i>
<i>participate</i>	:	<i>take part in</i>
<i>victim</i>	:	<i>one who suffers pain or disability as a result of an accident or disease</i>
<i>massage</i>	:	<i>pressing or rubbing to remove pain</i>
<i>gazelle</i>	:	<i>deer-like animal</i>
<i>recommend</i>	:	<i>suggest, advise</i>
<i>sprinter</i>	:	<i>fast runner</i>
<i>spikes</i>	:	<i>pointed pieces of metal on running shoes</i>
<i>decathlon</i>	:	<i>a competition where athletes take part in ten separate events-100 mt dash, long jump, shot put, high jump, 400 mt run, 110 mt hurdle, discus throw, pole vault, javelin throw, 1500 mt run</i>

Let's Understand

C1. Complete the following statements by choosing the right answer from the four alternatives given :

1. Wilma Rudolf is famous as
 - a. the runner on wheels
 - b. a disabled person
 - c. a wrestler
 - d. black gazelle
2. Wilma is a _____
 - a. dancer
 - b. sprinter
 - c. singer
 - d. teacher
3. Wilma's legs were weak because
 - a. she was injured while playing
 - b. her legs were affected by polio
 - c. her legs were crushed by a machine
 - d. she met with an accident
4. Rafer found it difficult to run
 - a. with artificial limbs
 - b. using crutches
 - c. with blades tied below his knees
 - d. wearing spiked shoes

5. Decathlon is _____
- a. a competition where athletes take part in ten separate events
 - b. a medal given in Olympics
 - c. a place where paralympics is held
 - d. is the name of the coach of Rafer Johnson

C2. Read the lesson and find the answers for the following questions or say the answers orally:

1. Where was the 1992 Olympics held?
2. Who are the two people that this lesson talks about?
3. To which country did Wilma belong?
4. What was the doctor's recommendation to improve Wilma's legs?
5. What happened to Rafer's left leg?
6. List out the events in decathlon.

C3. Discuss in groups and answer the following questions:

1. Many countries send their teams to the Olympics Why?
2. Why are the players not happy when they just win?
3. How did Wilma's family help her?
4. How did Rafer suffer as a boy?
5. What do you learn from the lives of these two great athletes?
6. Have you met anyone who has made great achievement in his / her life? Tell your friends about him / her.

C4. Arrange the details given below in a sequential order and rewrite them as a paragraph.

1. She was in bed for two years.
2. She became well in course of time.
3. Wilma was weak as a baby.
4. She played for her school in one of the matches.
5. She had regular massages of her limp leg.
6. She had an attack of polio in her fourth year.

Let's Practise Words :

V1. Who are the following?

1. One who participates in a running race.
r _ _ n _ r
2. One who takes part in field and track events.
a _ hl _ t _
3. One who runs fast for short distances.
s _ _ i _ t _ r
4. One who is injured as a result of a disease.
v _ ct _ _

V2. Complete the following paragraph choosing the correct word from those given in brackets:

All the students of class VI went to the stadium. _____
(Some, Sum) of them participated in individual events, a few
of them in group events and the remaining went to cheer up
_____ (there, their) friends. Rohit was a good runner. When
the _____ (race, rays) began, all his friends _____

(new, knew) that he _____ (would, wood) win. In the finals, Rohit _____ (one, won) the first _____ (prize, price) and became the overall champion.

V3. Read the words given below and circle the words that do not belong to the group:

1. running, relay, high jump, long jump, kabaddi.
2. coach, carpenter, batsman, bowler, umpire, wicket keeper.
3. chess, carrom, football, table tennis, snake and ladder.
4. Tendulkar, Sehwag, Dhoni, Mahesh Bhupathi, Yuvraj Singh.

V4. Match the awards with the achievements for which they are given :

A

B

- | | |
|-----------------|--|
| 1. Khel Ratna | a) outstanding performance in any game; given by the state government. |
| 2. Arjuna award | b) outstanding performance in hockey. |
| 3. Drona award | c) outstanding performance in any game; given by the central government. |

- | | |
|---------------------|---|
| 4. Ekalavya award | d) highest award given by the central government for outstanding achievement in any game. |
| 5. Dhyanchand award | e) outstanding coach |

V5. Write any four famous players you know who play the following games:

- | | | | |
|-------------|---|-------|-------|
| 1. Cricket | : | _____ | _____ |
| | | _____ | _____ |
| 2. Hockey | : | _____ | _____ |
| | | _____ | _____ |
| 3. Football | : | _____ | _____ |
| | | _____ | _____ |
| 4. Tennis | : | _____ | _____ |
| | | _____ | _____ |
| 5. Chess | : | _____ | _____ |
| | | _____ | _____ |

V6. Some words are given in the box. Look at the word search box. Circle the opposites of the words given in the box :

thick	far	wrong	beautiful
strong	cruel	fast	finish

X	N	W	E	A	K	T
B	K	I	N	D	U	R
S	L	O	W	O	P	I
N	R	T	H	I	N	G
E	F	H	M	L	W	H
A	U	G	L	Y	Z	T
R	Y	S	T	A	R	T

V7. (a) Complete the phrases and sentences given below. You can select words from the cloud:

1. He drives : _____
2. I speak to my parents : _____
3. I reached home : _____
4. She solved the problem : _____
5. We come to school : _____



6. I sit in the library : _____

7. I play with my friends : _____

(b) Can you make similar sentences? Complete the following:

- | | |
|---------------------|-----------------------|
| i. _____ happily. | v. _____ safely. |
| ii. _____ politely. | vi. _____ quietly. |
| iii. _____ easily. | vii. _____ carefully. |
| iv. _____ slowly. | viii. _____ softly. |

Let's Listen and Act

Say the words aloud one by one. Follow the instructions and move your body accordingly:

shoulders move them up and down.

feet walk forward and backward.


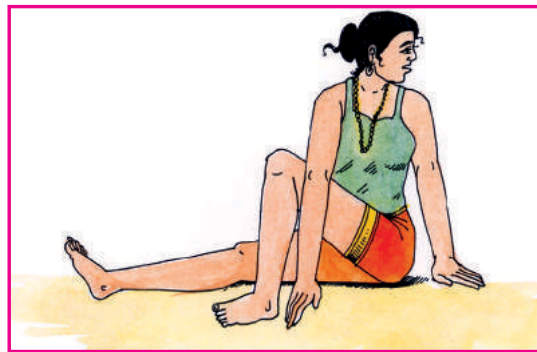

run fast and slow.

hands move them left and right.

Now jump, hop, march and tiptoe.

Let's Write :

W1. This is Rohit's family. See what each one does to stay healthy :

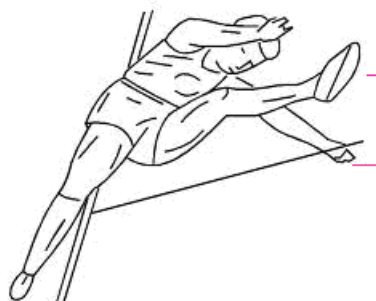


Using 'and' or 'but' make as many sentences as you can about Rohit's family. One example has been given for you.

Example: All the members of Rohit's family get up early in the morning. Grandfather is walking but Rohit is jogging.

W2. Look at the pictures and write the names of the sports/games in the space provided. Discuss in pairs how these games are played.







W3. Read the phrases given below. Some of them apply to Wilma, some to Rafer and some to both. Write them in the correct columns:

an Olympic player, suffered from polio, comes from a large family, deeply religious, won ten, a great sprinter, victim of disease. A victim of an accident, strong willed, active and hard working, physically challenged.

Wilma	Rafer	Both

W4. Write your bio-data.

I am a _____

My name is _____

I am _____ years old.

I study in class _____

The name of my school is _____

My favourite subject is _____

My hobby is _____

My favourite colour is _____

I play _____ games.

I live in _____

Write your bio-data in another way.

Name :

Photo

Address :

Date of birth :

Father's name :

Mother's name :

Nationality :

Height :

Weight :

Interests/Hobbies :

Languages known :

Let's Speak :

A. Some situations are given below. Read them and respond suitably. The first one is done for you :

1. The teacher has distributed you all the textbooks and notebooks. Your bag is heavy to carry home. You ask someone to help you.

Could you please help me carry this bag?

2. A friend has just come to see you at your house. Offer him/her something to drink.
3. You are at the post office. You want three stamps for posting a greeting card. What would you say to the man at the counter?
4. You are sitting in a crowded bus. You notice an old lady standing near you. Offer her your seat.
5. A friend of yours has helped you to locate your missing book. Thank him/her.
6. You are in the class. The teacher is explaining something. You want to tell something about the topic. What would you tell your teacher?



POEM

THE WAY TO SUCCEED

Preparatory Activity :

(1) Sit in groups. Your teacher will give you some pebbles / stone pieces. Arrange them one above the other.

1. How many pebbles could you arrange in a pile?
2. Who has put the highest number of pebbles one above the other?
3. If you fail to do the task, what would you do?
 - will you give up?
 - will you try again?
 - will you take your partner's help?
 - will you work as a team and complete the task?
4. What efforts would you put to complete the task and become successful?

Discuss the ways to become successful in any task/ activity that has been assigned to you.

(2) Do you remember the poem 'Don't give up' given for the additional reading in the class V book? These are the first few lines from the poem:

If you keep on going and never stop,
you can keep on going
you can make it to the top.

Now read the poem :

The Way To Succeed

Drive the nail aright, boys,
Hit it on the head;
Strike with all your might, boys,
While the iron's red.

When you have work to do, boys,
Do it with a will;
They who reach the top, boys,
First must climb the hill.

Standing at the foot, boys,
Gazing at the sky;
How can you get up, boys,
If you never try?

Though you stumble oft, boys,
Never be downcast;
Try, and try again, boys,
You'll succeed at last.



Norman Macleod

Glossary :

<i>strike</i>	:	<i>hit</i>
<i>might</i>	:	<i>strength</i>
<i>gaze</i>	:	<i>look</i>
<i>stumble</i>	:	<i>trip and lose one's balance</i>
<i>oft</i>	:	<i>often</i>
<i>downcast</i>	:	<i>disgraced</i>
<i>succeed</i>	:	<i>win</i>

Let's Understand :

I. Discuss in pairs and answer the following questions :

1. "Drive the nail aright boys" What does the statement mean?
2. What will happen if one never tries?
3. When should we try and try again?
4. Why should we try again?
5. What should one do to reach the top?
6. What suggestions does the poet give to succeed in life?
7. State True or False:
 - a) The poet says that we must wait for the opportunity before doing anything.
 - b) According to the poet, failure is a stepping stone to success.
8. Which of the following words / phrases are related to achieving success in life? Colour them.

persevere

give up

work hard

be lazy

be active

lose hope

aim high

be positive

be confident

never try

take help from others

9. What do you want to achieve in life? What efforts will you make to achieve this?

II. Match the Idioms with their meanings :

Drive the nail aright	:	use the opportunity in the right way
Strike while the iron is red	:	hoping for the best without putting efforts
Standing at the foot, gazing at the sky	:	have clear aims and vision

III. Complete the sentences in column 'A' by matching them with those given in column 'B' :

A	B
1. Drive the nail aright	a) one must first climb the hill
2. Strike with all your might	b) never feel downcast
3. When you have work to do	c) hit it on the head
4. To reach the top	d) while the iron is red
5. Though you stumble oft	e) do it with a will
	f) you will succeed at last

IV. Which of the following sayings/proverbs are related to the theme of the poem? Tick them (✓) and say a few sentences about each of them.

- A rolling stone gathers no moss
- Where there is a will there is a way
- All that glitters is not gold
- Do or die
- An idle mind is a devil's workshop
- Face is the index of mind
- There is no shortcut to hard work
- Awake, arise, stop not until you reach your goal.

Let's Appreciate :

1. Read the poem and pick out the rhyming words. Write them in your notebook.
2. Mime a line from the poem. Let other children guess which line is being mimed.
3. Read the poem backwards (start from the last line).
4. Suggest some more titles to the poem.


Extended activity :

Word Bingo

Write any six action words from the poem you have studied in the boxes below.

Now your teacher will read out a few action words. Listen to your teacher and put a tick mark if you have written those words in the boxes above. The first learner to tick all the six words is the winner! (Say 'Bingo' if you have ticked all the six words)

About the Poet



Reverend Norman Macleod (3 June 1812 – 16 June 1872) was a Scottish clergyman and author. He was a religious man and was largely instrumental in the work of strengthening the Scottish Church.

Further Reading :

This poem has been translated into Kannada by Panje Mangesh Rao. Read the poem.

ಉದ್ಯಮ

ಬಿಡಬೇಡ! ಕಬ್ಬಿಣದ ಮೊಳೆಯನ್ನು ಜಡಿಯೈ!
ಬಿಡಬೇಡ! ಆಣಿಯಾ ತಲೆಗೊಂದು ಹೊಡಿಯೈ!
ಬಿಡಬೇಡ! ಬಲದಿಂದ ಕಬ್ಬಿಣವ ಹಿಡಿಯೈ!
ಬಿಡಬೇಡ! ಕಾದಿರಲು ಸಲೆಸಾಗ ಬಡಿಯೈ!

ಕೊಟ್ಟು ಮನವನು ಕೆಲಸಮಾಡು ಸರಿಯಾಗಿ,
ಮಟ್ಟಮೊದಲೇರಬೇಕೆಲೆ ತುದಿಗೆ ಹೋಗಿ,
ಕಟ್ಟ ಕೈಗಳ ಮೇಲೆ ನೋಡುವವ ಹೇಗೆ
ಮುಟ್ಟುವವ ಬೆಟ್ಟದಡಿಯಿಂದದರ ಮೇಗೆ,

ಎಡವಿದರು ತಡವಿದರು ಮನಗುಂದ ಬೇಡ!
ಬಿಡುವುದೇ ಬಲೆ ಹೆಣೆವ ಯತ್ನವನು ಜೇಡ!
ತಡೆದು ಹೋಗದೆ ಬಿದ್ದು ಮಲಗುವವ ಮೂಢ!
ಇಡು ಹೆಜ್ಜೆ, ನಡೆ ಮುಂದೆ, ನೆಲೆಸೇರು, ಗಾಢ!

(ಕವಿಶಿಷ್ಯ)

UNIT - 7

PROSE

NEERJA BHANOT: BRAVE IN LIFE, BRAVE IN DEATH

Preparatory Activity :

- (1) Look at the picture given. Can you describe the woman? Who is she ? Where is she from? How does she look? What is her profession?



2. Let's listen :

- Listen to a news report being read out by your teacher.
- Listen again and answer the following questions:
 1. Who is the air hostess mentioned in the report?
 2. Who honoured her?
 3. Why was she honoured?
 4. Who hijacked the plane?

3. You have read a lesson in class V about bravery awards. Do you remember the lesson ? Can you narrate one incident of bravery from the lesson ?

Neerja Bhanot (born on September 7, 1963 - died on September 5, 1986), was a flight attendant for Pan Am Airlines, based in Mumbai, India. She died while saving passengers from terrorists on September 5, 1986. She went on to become the youngest recipient of India's highest civilian award for bravery, the Ashoka Chakra.

Now, read the lesson and find answers for the following questions:

1. Who were Neerja's parents?
2. When did she join Pan Am Airlines?
3. Who escaped from the aircraft? Why?
4. How did Neerja die?

Neerja Bhanot was born on 7 September 1963 in Chandigarh, India. She was the daughter of Rama Bhanot and Harish Bhanot, a Mumbai based journalist. She was an alumna of Sacred Heart Senior Secondary School, Chandigarh, Bombay Scottish School and St. Xavier's College, Mumbai.

attendant	: a person employed to provide a service to the public
on board	: on a plane
hijack	: ವಿಮಾನ ಅಪಹರಣ
recipient	: a person who is awarded something
civilian	: a person not in the armed services
alumna	: a former woman student

Neerja Bhanot joined Pan Am Airlines in 1986. She was the senior flight purser on the ill-fated Pan Am Flight 73. This flight was hijacked by four heavily armed terrorists after it landed in Karachi at 5 a.m. from Mumbai. PA 73 was enroute to Frankfurt and onward to New York City. Neerja alerted the cockpit crew about the hijack. As the plane was on the tarmac, the three-member cockpit crew of pilot, co-pilot and the flight engineer were able to flee from the aircraft. Neerja, being the most senior cabin crew member on board, took charge.

purser	: an officer on a plane who takes care of passengers
en route	: on the way
cockpit	: a compartment for the pilot
crew	: all the people working on a plane
tarmac	: a runway
flee	: run away
take charge	: assume control
back	: support

The hijackers immediately shot dead a passenger who identified himself to the terrorists as an American. The terrorists wanted to identify the Americans. So they instructed Neerja to collect the passports of all the passengers. Neerja, and the other attendants under her charge, hid the passports of the 40 Americans on board.

After seventeen hours, the hijackers opened fire and set off explosives. Neerja opened the emergency door and helped a number of passengers to escape. She did not herself escape. She died while shielding three children from a hail of bullets. Neerja was recognised internationally as “the heroine of the hijack”. She is the youngest recipient of the Ashoka Chakra, India's highest civilian award for bravery.

Ashoka Chakra citation :

“Her loyalties to the passengers of the aircraft in distress will forever be a lasting tribute to the finest qualities of the human spirit”.

set off	: move to act, put in motion
explosive	: a substance used in bombs that explodes
shield (v)	: protect from a danger
hail of bullets	: a collection of bullets
distress	: anxiety, sorrow, pain
lasting	: permanent
tribute	: an act that shows gratitude, respect or admiration

Let's Understand :

C1. Discuss the following questions in small groups and answer them in a sentence each:

1. Where did Neerja study?
2. Why was the flight described as 'ill-fated'?
3. Name the highest civilian award for bravery given by the Indian government.
4. Name the flight that was hijacked. When and where did this happen?
5. Who did the terrorists shoot first?
6. What did the pilot, co-pilot and the flight engineer do when they heard about the hijack? Do you think they were right in doing so?
7. Did Neerja hide the passports of the Americans? Why/ Why not?

8. Why is Neerja called 'the heroine of the hijack'?
9. What is your ambition in life? Do you want to become an air hostess or a pilot or a flight engineer?

C2. Arrange the following sentences in an order to make a meaningful paragraph.

1. After 17 hours, the hijackers opened fire and set off explosives.
2. Acting quickly, Neerja opened the emergency door and helped a number of passengers escape.
3. Neerja was the Senior Flight Purser on a Pan Am flight which was hijacked at Karachi airport.
4. She hid the passports of the Americans as the hijackers wanted to execute Americans.
5. Neerja laid down her life, while saving hundreds of others.
6. Neerja comforted the passengers, especially the elderly and small children.

C3. Which of the following statements are true about Neerja? Tick them :

1. Neerja was the senior most cabin crew on the aircraft.
2. Neerja escaped from the flight when the terrorists opened fire.
3. She showed the passports of all the passengers to the hijackers.
4. She received the Ashoka Chakra award for her act of bravery from the Civil Aviation Minister.

C4. Write a short paragraph, in your own words, about Neerja.

C5. Which of the following words are related to airport / flight? Circle them:

crew driver runway kidnap check-in
pilot air hostess cabin cockpit overtake
hijack traffic police depot emergency door

Let's Practise Language :

G1. Find the other forms of the following words from the lesson and write them in the box :

Present	Past
die	
hijack	
join	
land	

Present	Past
go	
take	
shoot	
is	

G2. Think of a few more words as above and write their past tense forms. You can refer a dictionary.

Present	Past

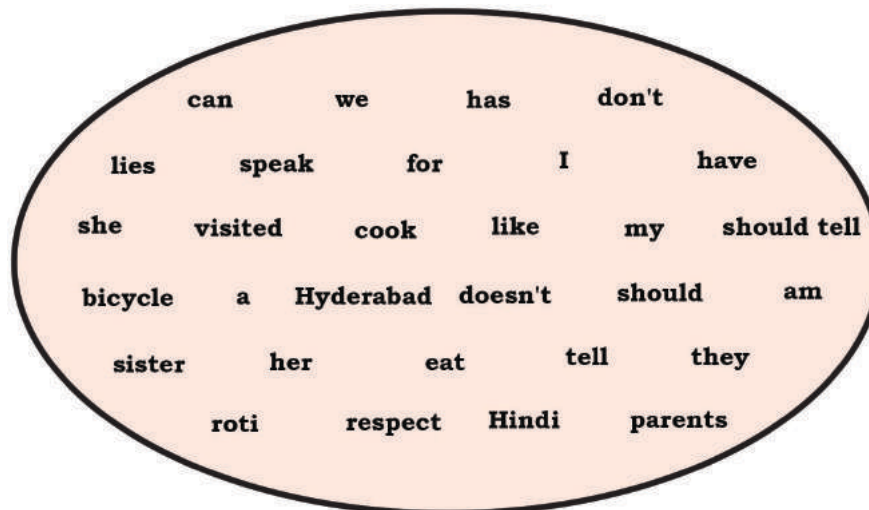
**G3. Some words are missing in the following sentences.
Add those words and complete the sentences.
(One word is missing in each sentence)**

- e.g. Neerja Bhanot a brave woman.
Neerja Bhanot was a brave woman.
1. Neerja Bhanot born in Chandigarh.
 2. Rama Bhanot and Harish Bhanot her parents.
 3. She the senior most cabin crew member.
 4. Neerja the passports of the American passengers.
 5. She not escape.
 6. She was youngest recipient of the Ashoka Chakra.

Extended activity :

Make sentences using the words from the box.

An example has been given :



e.g. I have visited Hyderabad.

POEM

MY PEOPLE

Preparatory activity :

1. a) Write the names of the professions:

- * *A person who mends shoes.*
- * *A person who stitches clothes.*
- * *A person who makes ornaments.*
- * *A person who represents people in court.*
- * *A person who works in the field.*
- * *A person who sells fruits and vegetables.*

b) Do you know any other professions? Write them down and discuss the nature of work.

2. It is said, 'The rich are getting richer and the poor are getting poorer'. Do you agree with this? Discuss your views in groups and present them to the class.

Now read the miseries of people in the poem "My People".

They carry stones for building sites

They get kicked until they swoon

They die from hunger,

My people

They excavate gold, but they don't get a meal;

They weave cloth, but they go naked,

My people.

They plough the field and they sow the seeds
They cut the crops and they are baked in the sun,
My people.

They come home empty handed
They heave a deep deep sigh
They live in misery,
My people.

They build the shops and they raise the bungalows
They get into heavy debts,
My people

When they collapse on the street, they don't cry for
Help, they suppress their cries,
My people.

They pay interest through their noses,
They become ash in the fire of fiery speeches,
My people

For the God-loving men who eat their fill
They prepare foot-wear,
My people.

They fall at other's feet, and they get kicked
They are so devoted,
My people.

They listen to anything said to them
They live on air,
My people.

Dr SIDDALINGAIAH

Translated from Kannada by Dr Sumateendra Nadig

Glossary :

<i>site</i>	: <i>an area that is used for building</i>
<i>swoon</i>	: <i>faint</i>
<i>excavate</i>	: <i>dig up</i>
<i>weave</i>	: <i>make cloth on a machine</i>
<i>plough</i>	: <i>a large tool used by farmers to turn over the soil before planting crops</i>
<i>sigh</i>	: <i>make a noise when you breathe out, often when you are sad.</i>
<i>misery</i>	: <i>sadness and suffering</i>
<i>debt</i>	: <i>an amount of money that you owe some one</i>
<i>collapse</i>	: <i>fall down</i>
<i>suppress</i>	: <i>hold back, restrain</i>
<i>ash</i>	: <i>the soft, grey powder which remains when something is burnt (ಬೂದಿ)</i>

interest : *the extra money that you pay when you borrow money*

pay through

the nose : *pay much more for something than it is really worth*

fiery : *angry, excited*

eat your fill : *eat as much as you want*

devote : *use time or energy for a particular purpose*

Let's Understand :

C1. Answer the following in a word, a phrase or a sentence each :

1. Who are referred to as 'they' in the poem?
2. "They weave cloth, but they go naked." What does this line mean?
3. Why do these people sigh?
4. Who does the poet refer to as God-loving men? What do they do?
5. Is the poet sympathetic to them? How do you know?

C2. Discuss in small groups and answer the following:

1. Who is the speaker in this poem? Who is he talking about?

2. What, as mentioned in the poem, are the different activities done by them?
3. Why does the poet have sympathy towards these people?
4. Isn't it a pity that some people build the shops but get into heavy debts? How does this happen?
5. What do you think should be done to solve the miseries of these people?

Let's speak :

- Have a debate on the following topic:
'Poverty is the cause of all crimes in society.'

Let's Appreciate :

1. Select and write the five most important words from the poem. Say why you chose those words.
- 2 a. Play the role of the poet and talk about the poem.
b. Interview the poet - one of you can take the role of the poet and the other the interviewer.

Let us read the poem in original in Kannada written by Dr Siddalingaiah.

ನನ್ನ ಜನಗಳು

ಹಸಿವಿನಿಂದ ಸತ್ತೋರು ಸೈಬುಗಲ್ಲು ಹೊತ್ತೋರು
ವದಸಿಕೊಂಡು ವರಗಿದೋರು ನನ್ನ ಜನಗಳು
ಕಾಲುಕಯ್ಯಿ ಹಿಡಿಯೋರು ಕೈ ಮಡಗಿಸಿಕೊಳ್ಳೋರು
ಭಕ್ತರಪ್ಪ ಭಕ್ತರೋ ನನ್ನ ಜನಗಳು

ಹೊಲವನುತ್ತು ಬಿತ್ತೋರು ಬೆಳೆಯ ಕುಯ್ದು ಬೆವರೋರು
ಬಿಸಿಲಿನಲ್ಲಿ ಬೇಯೋರು ನನ್ನ ಜನಗಳು
ಬರಿಗೈಲೇ ಬಂದೋರು ಉಸ್ಸೆಂದು ಕೂತೋರು
ಹೊಟ್ಟೆ ಬಟ್ಟೆ ಕಟ್ಟಿದೋರು ನನ್ನ ಜನಗಳು

ಮಾಳಿಗೆಗಳ ಎತ್ತಿದೋರು ಬಂಗಲೆಗಳ ಕಟ್ಟಿದೋರು
ತಳಾದೀಗೆ ಸಿಕ್ಕಿದೋರು ನನ್ನ ಜನಗಳು
ಬೀದಿಯಲ್ಲಿ ಬಿದ್ದೋರು ಸದ್ದಿಲ್ಲದೆ ಇದ್ದೋರು
ಒಳಗೊಳಗೇ ಅತ್ತೋರು ನನ್ನ ಜನಗಳು

ಬಡ್ಡಿಯನ್ನು ತೆತ್ತೋರು ಭಾಷಣಗಳ ಬೆಂಕಿಯಲ್ಲಿ
ಬೆಂದು ಬೂದಿಯಾದೋರು ನನ್ನ ಜನಗಳು
ಪರಮಾತ್ಮನ ಹೆಸರು ಹೇಳಿ ಪರಮಾನ್ನ ಉಂಡಜನಕೆ
ಬೂಟುಮೆಟ್ಟು ಹೊಲೆದೋರು ನನ್ನ ಜನಗಳು

ಚಿನ್ನವನ್ನು ತೆಗೆಯೋರು ಅನ್ನವನ್ನು ಕಾಣದೋರು
ಬಟ್ಟೆಯನ್ನು ನೇಯೋರು ಬರಿಮೈಲೇ ಹೋಗೋರು
ಹೇಳಿದಂತೆ ಕೇಳುತಾರೆ ನನ್ನ ಜನಗಳು
ಗಾಳಿಯಲ್ಲಿ ಬಾಳುತಾರೆ ನನ್ನ ಜನಗಳು

ಡಾ. ಸಿದ್ದಲಿಂಗಯ್ಯ

About the Poet



SIDDALINGAIAH (1954), Professor of Kannada in Bangalore University is a major poet in Kannada literature. He pioneered the Dalit voice in 1975. The trend setting work on Dalit literature in Kannada is 'Holemaadigana Haadu' (1975), a collection of poems by Siddalingaiah.

His autobiography 'Ooru Keri' is translated into English and many of his poems are translated to various Indian and other languages.

Source: bavivekraiwordpress.com

Dr Sumathendra R Nadig, born in 1935, is a prominent modern poet. Nadig's *Dampatya Gita* has been translated into English, Hindi, Bengali and other Indian languages.

Education is not the filling of a pail, but the
lighting of a fire.

- W.B. Yeats

UNIT - 8

'WHAT I WANT FOR YOU AND EVERY CHILD' - A LETTER FROM OBAMA TO HIS DAUGHTERS

Preparatory activity :

- * **Listen to the text being read by your teacher and fill in the blanks :**

Dear _____ ,
Please leave all the _____ there
And don't _____ the trees.
We need the trees to make _____
And flowers to feed the bees.
Please don't always use your _____
To take you everywhere.
Because the fumes go very far
And _____ the atmosphere.
Then soon the sun will be too hot
And all the _____ will die.
So please get out and _____ a lot
To see the clear blue sky.
Then we will run and jump and play
And grow up _____ and _____;
Then we'll be _____ everyday
And we will thank you all.
With love from the _____.

Introduction :

In this tender, beautiful and emotional letter to his daughters (Malia, 10 and Sasha, 7), America's former President Barack Obama tells his children why he decided to contest for the President's post. He also tells us what he wants for his children.

Dear Malia and Sasha,



I know that you've both had a lot of fun these last two years on the campaign trail, going to picnics and parades and state fairs, eating all sorts of junk food your mother

and I probably shouldn't have let you have. But I also know that it hasn't always been easy for you and Mom, and that as excited as you both are about that new Puppy. It doesn't make up for all the time we've been apart. I know how much I've missed these past two years, and today I want to tell you a little more about why I decided to take our family on this journey.

campaign trail	: a series of things that a politician or political party does to try to win in an election
parade	: a public procession celebrating a special day or event
make up for something	: take the place of something that has been lost

When I was a young man, I thought life was all about me - about how I'd make my way in the world, become successful, and get the things I want. But then the two of you came into my world with all your curiosity and mischief and those smiles that never fail to fill my heart and light up my day. And suddenly, all my big plans for myself didn't seem so important anymore. I soon found that the greatest joy in my life was the joy I saw in yours. And I realized that my own life wouldn't count for much unless I was able to ensure that you had every opportunity for happiness and fulfillment in yours. In the end, girls, that's why I ran for President; because of what I want for you and for every child in this nation.

I want all our children to go to schools worthy of their potential—schools that challenge them, inspire them, and instill in them a sense of

potential	:	ability
instill	:	introduce

wonder about the world around them. I want them to have the chance to go to college — even if their parents aren't rich. And I want them to get good jobs: jobs that pay well and give them benefits like health care, jobs that let them spend time with their own kids and retire with dignity.

I want us to push the boundaries of discovery so that you'll live to see new technologies and inventions that improve our lives and make our planet cleaner and safer. And I want us to push our own human boundaries to reach beyond the divides of race and region, gender and religion that keep us from seeing the best in each other.



These are the things I want for you — to grow up in a world with no limits on your dreams and no achievements

compassionate : showing sympathy and concern for others

thrive : grow or develop well, flourish

beyond your reach, and to grow into compassionate, committed women who will help build that world. And I want every child to have the same chances to learn and dream and grow and thrive that you girls have. That's why I've taken our family on this great adventure.

I am so proud of both of you. I love you more than you can ever know. And I am grateful every day for your patience, poise, grace, and humour as we prepare to start our new life together in the White House.

Love

Dad

Let's understand :

C1. Discuss the following questions in groups and answer them :

1. How old were Obama's daughters when he wrote this letter to them?
2. What fun did Obama's daughters have when he was on the campaign trail?
3. What is the 'journey' that Obama is referring to?
4. What fun did his daughters have when he was campaigning for the elections?
5. What, for Obama, is the greatest joy in life?
6. What did he think as a young man?
7. What did he realize after the birth of his daughters?
8. Why did he contest for the President's post?
9. What does he expect his daughters to do?
10. What is the 'great adventure' referred to in the letter?

C2. Discuss the following questions in small groups and present your answers to the class.

1. How did Obama's daughters change his view of the world?
2. What does Obama want for all the children?
3. Why did Obama write this letter to his daughters?
4. How do you feel when you read this letter?
5. Which line appeals to you the most in this letter?

Let's Write :

W1. Given below is a jumbled letter. Rearrange the different parts of the letter and make it meaningful:

- a) Your loving niece
- b) 20 January 2017
- c) I write this letter to thank you for your timely help during my mother's illness. Dad was out of town and I was alone at home. I was so worried, but you came forward to help me. We had to go to the hospital everyday. You helped me a lot in nursing my mother. Thanks once again.
- d) My dear uncle
- e) Salma
- f) Mysuru

W2. Pappu wanted to write a letter to his grandfather. But he was not sure about the choice of words.

Use the words in brackets and help Pappu complete the letter.

(don't worry, long life, happy birthday, studies, good health, monitor, grandma, Take care, proud)

Mysuru
14 Nov 2016

Dear Grandpa

Many happy returns of the day! I feel so _____ to have a grandfather like you. I am happy you are blessed with _____ and _____.

I'm in VI standard now. I'm doing well in my _____. I take part in different activities in my school. You know, I am selected as the _____ of the class. Grandpa, your pappu will make you feel proud and happy always.

All is well at home. How's _____? _____, we'll come there during Deepavali holidays. Let's enjoy then!

A very _____ once again, grandpa ! _____

Yours

Pappu

W3. Write a letter to your friend or cousin about a story/ a drama/ a TV Programme / a film or something that you liked.

Read the letter given below.

Davanagere
06 Feb 2017

My dear Basheer

I'm very happy to write to you after a long time. How are you? I'm sure you are enjoying your school life.

You know, I read a story called "Greedy Karodimal" in our class. It was very funny. Karodimal, the hero of the story is a miser. Do you want to read the story? I can give you my book when you come here.

What's news at your end? Have you got new friends? Do you remember Ashwin? We always play together and he's still my best friend. Anyway, love to all.

Hope you're doing well. Have a nice time with your family. Please convey my love to all. Keep in touch.

Lovingly yours

Sameer

Before you write , you need to plan. The following points will help you plan your writing.

- *Who do you want to write to - your friend or cousin or someone else?*
- *What do you want to write about - a story, a drama, a TV programme, a film or something else?*
- *Note down all the important points you want to include in the letter.*
- *Write the rough draft of your letter.*
- *Sit in small groups. Exchange your letter with others and collect some feedback.*
- *Revise your letter and submit it to the teacher.*

Let's Speak

S1. You'll find the following contracted forms in the letter written by Obama to his daughters. Read the full forms given below.

you've - you have
shouldn't - should not
hasn't - has not
we've - we have
I'd - I would

Find out a few more contracted forms from the letter and write their full forms.

S2. a. Practice reading the following dialogue aloud.

Anil : Would you like to have some ice-cream? I've got a variety of flavours for you to choose from. I've got strawberry, chocolate and vanilla.

Sneha : Wow! What choices you have! I wish I could, but I just can't. I'm on a diet.

Anil : Come on, it's just a bite. It doesn't really hurt to have just a bite.

Sneha : I'd better not. Please, don't tempt me.

Anil : Fine, then. I'll give you a piece of cake!

b. Have similar conversations with your friends.

Further reading:

Read this Kannada version of '**WHAT I WANT FOR YOU AND EVERY CHILD'- A LETTER FROM OBAMA TO HIS DAUGHTERS**' and try to find out some key words in English from the original (e.g. ಸವಾಲು- challenge, ಘನತೆ- dignity).

ನಿಮಗೆ ಮತ್ತು ಪ್ರತಿ ಮಗುವಿಗೆ ನಾನು ಬಯಸುವುದೇನು? ತಮ್ಮ ಮಗಳಂದಿರಿಗೆ ಒಬಾಮ ಪತ್ರ.

ಮುದ್ದಿನ ಮಾಲಿಯ ಮತ್ತು ಸಶಾ

ಕಳೆದ ಎರಡು ವರ್ಷಗಳಲ್ಲಿ ನಾನು ಚುನಾವಣಾ ಪ್ರಚಾರಸರಣಿಯಲ್ಲಿದ್ದಾಗ ನೀವು ಪಿಕ್‌ನಿಕ್‌ಗಳಿಗೆ, ಪ್ರದರ್ಶನಗಳಿಗೆ, ರಾಷ್ಟ್ರೀಯ ಉತ್ಸವಗಳಿಗೆ ಹೋಗಿ, ಬಹುಶಃ ನಿಮ್ಮ ಅಮ್ಮ ಮತ್ತು ನಾನು ನಿಮಗೆ ತಿನ್ನಲು ಕೊಡಬಾರದೆಂದು ಭಾವಿಸಿದ ತಿಂಡಿಗಳನ್ನು ಮೆಲ್ಲುತ್ತಾ ನೀವು ತುಂಬ ಸಂತೋಷಪಟ್ಟಿದ್ದೀರೆಂದು ನನಗೆ ಗೊತ್ತು. ಆದರೆ ನಮ್ಮ ಮನೆಯ ಹೊಸ ನಾಯಿ ಮರಿಯೊಂದಿಗೆ ನೀವು ಖುಷಿ ಪಟ್ಟಷ್ಟು ನಿಮಗಾಗಲಿ, ಅಮ್ಮನಿಗಾಗಲಿ ಇದು ಯಾವುದೂ ಖುಷಿ ಕೊಟ್ಟಿರಲಾರದು ಎಂಬುದು ಕೂಡಾ ನನಗೆ ಗೊತ್ತು. ಅಂತೆಯೇ ನಮ್ಮ ಅಗಲಿಕೆಯ ದುಃಖವನ್ನು ಈ ಯಾವ ಸಂತೋಷಗಳೂ ತುಂಬಿಕೊಡಲಾರವು ಎಂಬುದೂ ನಿಜ. ಕಳೆದ ಎರಡು ವರ್ಷಗಳಲ್ಲಿ ನೀವು ಜೊತೆಗಿಲ್ಲದೆ ನಾನು ಎಷ್ಟೊಂದು ನೊಂದುಕೊಂಡೆ ಎಂದೂ ನನಗೆ ಗೊತ್ತು. ಈಗ ನಮ್ಮ ಮನೆಯವರನ್ನು ಈ ಪಯಣಕ್ಕೆ ಕರೆದುಕೊಂಡು ಬರಲು ನಾನೇಕೆ ನಿರ್ಧರಿಸಿದೆನೆಂದು ತುಸು ವಿವರಿಸಿ ನಿಮಗೆ ಹೇಳಲು ಬಯಸುತ್ತೇನೆ.

ನಾನು ಯುವಕನಾಗಿದ್ದಾಗ ಈ ಜಗತ್ತಿನಲ್ಲಿ ನನ್ನ ಭವಿಷ್ಯವನ್ನು ನಾನೇ ಹೇಗೆ ಕಂಡುಕೊಳ್ಳಬಲ್ಲೆ, ಯಶಸ್ವಿಯಾಗಬಲ್ಲೆ ಮತ್ತು ನಾನು ಬಯಸಿದ್ದನ್ನು ಹೇಗೆ ಪಡೆದುಕೊಳ್ಳಬಲ್ಲೆ ಎಂದು ಸದಾ ನನ್ನ ಕುರಿತಾಗಿಯೇ ಯೋಚಿಸುತ್ತಿದ್ದೆ. ಆದರೆ ಅನಂತರ ನನ್ನ ಕಣ್ಣಣಿಗಳಾದ ನೀವಿಬ್ಬರೂ ನನ್ನ ಜಗತ್ತಿಗೆ ನಿಮ್ಮೆಲ್ಲ ಕುತೂಹಲ ಮತ್ತು ತುಂಟತನಗಳೊಂದಿಗೆ ಪ್ರವೇಶಿಸಿದಿರಿ. ಅಂದು ನಿಮ್ಮ ಮುಗುಳ್ಳುಗು ನನ್ನ ಹೃದಯವನ್ನು ತುಂಬಿತು. ಬಾಳನ್ನು ಬೆಳಗಿತು. ಆಗ ತಕ್ಷಣ ನನ್ನ ಬಗ್ಗೆ ನಾನೇ ರೂಪಿಸಿದ ದೊಡ್ಡ ಯೋಜನೆಗಳೆಲ್ಲ ಇನ್ನು ಮುಂದೆ ಬಹು ಮುಖ್ಯವೆಂದು ನನಗನಿಸಲಿಲ್ಲ. ನನ್ನ ಬದುಕಿನ ಪರಮ ಸಂತೋಷಗಳೆಲ್ಲವೂ ನಿಮ್ಮ ಸಂತೋಷದಲ್ಲೇ ಅಡಗಿದೆ ಎಂಬ ಸತ್ಯ ನನಗೆ ಬಹುಬೇಗನೆ ಅರ್ಥವಾಯಿತು. ನಿಮ್ಮ ಬಾಳಿನ ಸಂತೋಷ ಮತ್ತು ಸಫಲತೆಗೆ ಜೀವನದಲ್ಲಿರುವ ಎಲ್ಲ ಅವಕಾಶಗಳನ್ನೂ ಒದಗಿಸುವ ಭರವಸೆಯನ್ನು ನಾನು ನೀಡದಿದ್ದರೆ ನನ್ನ ಸ್ವಂತ ಬದುಕಿಗೇನೂ ಮಹತ್ವವಿಲ್ಲ ಎಂಬುದು ನನಗೆ ಬಹು ಬೇಗನೆ ಅರಿವಾಯಿತು. ನಿಮಗೆ ಮತ್ತು ಈ ರಾಷ್ಟ್ರದ ಪ್ರತಿಯೊಂದು ಮಗುವಿಗೆ ಇಂತಹ ಅವಕಾಶಗಳನ್ನು ಒದಗಿಸಲೆಂದೇ ನಾನು ಅಧ್ಯಕ್ಷ ಪದವಿಗೆ ಸ್ಪರ್ಧಿಸಿದೆ.

ನಮ್ಮೆಲ್ಲ ಮಕ್ಕಳು ತಮ್ಮ ಅಂತಃಸತ್ವ ಅರಳಿಕೊಳ್ಳಬಹುದಾದ ಶಾಲೆಗಳಿಗೆ ಹೋಗಬೇಕು. ಅವು ಮಕ್ಕಳಿಗೆ ಸವಾಲುಗಳನ್ನೊಡ್ಡುವ, ಅವರ ಬಾಳಿನಲ್ಲಿ ಸ್ಫೂರ್ತಿ

ತುಂಬುವ, ತಮ್ಮ ಸುತ್ತಲಿನ ಜಗತ್ತಿನ ಬಗ್ಗೆ ಒಂದು ವಿಸ್ಮಯವನ್ನು ಮನದಲ್ಲಿ ತುಂಬಿಕೊಳ್ಳುವ ಶಾಲೆಗಳಾಗಬೇಕು. ಶ್ರೀಮಂತರಲ್ಲದ ಪೋಷಕರ ಮಕ್ಕಳೂ ಕಾಲೇಜಿಗೆ ಹೋಗುವ ಅವಕಾಶಗಳಿರಬೇಕೆಂದು ನಾನು ಬಯಸುತ್ತೇನೆ. ಅವರಿಗೆ ಒಳ್ಳೆಯ ವೇತನವಿರುವ ನೌಕರಿ ಸಿಗಬೇಕು, ಜೊತೆಗೆ ಆರೋಗ್ಯರಕ್ಷೆ, ಅವರ ಪುಟ್ಟ ಮಕ್ಕಳೊಂದಿಗೆ ಆಡಲು ತುಸುಬಿಡುವು ಸಿಗಬೇಕು ಮತ್ತು ಅವರು ಘನತೆಯಿಂದ ನಿವೃತ್ತಿ ಹೊಂದುವಂತಾಗಬೇಕು ಎಂದು ನಾನು ಬಯಸುತ್ತೇನೆ.

ನಮ್ಮ ಅನ್ವೇಷಣೆಗಳ ಸೀಮೆಯನ್ನು ಮುಂದಕ್ಕೆ ತಳ್ಳಲು ನಾನು ಬಯಸುತ್ತೇನೆ. ನಮ್ಮ ಬಾಳನ್ನು ಸುಧಾರಿಸುವ, ನಾವು ವಾಸಿಸುವ ಜಗತ್ತನ್ನು ಇನ್ನಷ್ಟು ಸ್ವಚ್ಛವಾಗಿ, ಸುರಕ್ಷಿತವಾಗಿಡುವ ಹೊಸ ತಂತ್ರಜ್ಞಾನ ಮತ್ತು ಆವಿಷ್ಕಾರಗಳನ್ನು ನೋಡಲು ನೀವು ಬದುಕಿರುವಂತಾಗಬೇಕು. ಪ್ರತಿಯೊಬ್ಬ ವ್ಯಕ್ತಿಯಲ್ಲಿರುವ ಶ್ರೇಷ್ಠತೆಯನ್ನು ಗುರುತಿಸಲು ಅಡ್ಡಿಯಾಗುವ ಧರ್ಮ, ಲಿಂಗ, ಪ್ರಾದೇಶಿಕತೆ, ಜನಾಂಗೀಯತೆ ಮುಂತಾದ ಮಾನವ ನಿರ್ಮಿತ ಎಲ್ಲೆಗಳನ್ನು ಮೀರಿ ನಾವು ಬೆಳೆಯಬೇಕೆಂದು ನಾನು ಬಯಸುತ್ತೇನೆ.

ನಿಮ್ಮ ಕನಸುಗಳಿಗೆ ಯಾವುದೇ ಮಿತಿಗಳಿಲ್ಲದ, ನಿಮಗೆ ಸಾಧ್ಯವಾಗದ ಯಾವುದೇ ಸಾಧನೆಗಳಿಲ್ಲದ ಜಗತ್ತಿನಲ್ಲಿ ನೀವು ಬೆಳೆದು ಬರಬೇಕೆಂದು ನಾನು ಬಯಸುತ್ತೇನೆ. ಮಾತ್ರವಲ್ಲ, ಅಂತಹ ಜಗತ್ತಿನ ಸೃಷ್ಟಿಗೆ ಬದ್ಧವಾಗಿರುವ, ದಯಾಪರತೆಯಿಂದ ಕೂಡಿದ ಹೆಣ್ಣು ಮಕ್ಕಳಾಗಿ ನೀವು ಬೆಳೆಯಬೇಕೆಂದು ನಾನು ಬಯಸುತ್ತೇನೆ. ಕಲಿಯಲು, ಕನಸುಕಾಣಲು, ಬೆಳೆಯಲು ಮತ್ತು ಯಶಸ್ಸುಕಾಣಲು ಹೆಣ್ಣು ಮಕ್ಕಳಾದ ನಿಮಗಿರುವಷ್ಟೇ ಅವಕಾಶಗಳು ನಮ್ಮ ದೇಶದ ಪ್ರತಿಯೊಂದು ಮಗುವಿಗೂ ಸಿಗಬೇಕೆಂದು ನಾನು ಬಯಸುತ್ತೇನೆ. ಆದ್ದರಿಂದಲೇ ನಮ್ಮ ಕುಟುಂಬವನ್ನು ನಾನು ಈ ಸಾಹಸಯಾನಕ್ಕೆ ಕರೆತಂದಿದ್ದೇನೆ.

ನಿಮ್ಮಿಬ್ಬರ ಬಗ್ಗೆ ನನಗೆ ತುಂಬ ಹೆಮ್ಮೆ ಮತ್ತು ಅಭಿಮಾನ. ನೀವೆಂದೂ ಊಹಿಸಲಾಗದಷ್ಟು ಅಗಾಧವಾಗಿ ನಾನು ನಿಮ್ಮನ್ನು ಪ್ರೀತಿಸುತ್ತೇನೆ. ಶ್ವೇತಭವನದಲ್ಲಿ ನಾವೆಲ್ಲರೂ ಜೊತೆಗೂಡಿ ಹೊಸ ಬಾಳ್ವೆ ನಡೆಸಲು ಅಣಿಯಾಗುತ್ತಿರುವ ಈ ಸಂದರ್ಭದಲ್ಲಿ ನೀವು ಸದಾ ತೋರುತ್ತಿರುವ ನಿಮ್ಮ ಸಹನೆಗೆ, ಸಮಚಿತ್ತಕ್ಕೆ, ಬೆಡಗಿಗೆ ಮತ್ತು ವಿನೋದ ಪ್ರಜ್ಞೆಗೆ ನಾನು ಕೃತಜ್ಞನಿರುವೆ.

ಪ್ರೀತಿಯಿಂದ

ಅಪ್ಪ

ಕನ್ನಡಕ್ಕೆ : ಸಿ ಎಚ್ ಕೃಷ್ಣಶಾಸ್ತ್ರಿ ಬಾಳಿಲ

“Wisdom.... comes not from age, but from education and learning.”

Anton Chekhov

POEM

A SONNET FOR MY INCOMPARABLE MOTHER

Preparatory activity:

Using the clues given below, try to write a few lines about your mother:

1) *My mother is -----*

My mother is -----

My mother is -----

But my mother is not -----

troublesome, helpful, kind, selfish,
loving, beautiful, strong, intelligent, brave,
affectionate, greedy, quarrelsome.

2) *My mother likes -----*

My mother likes -----

My mother likes -----

But my mother does not like -----

vegetables, fruits, me, my father, her
sister, chocolates, cooking, ice-cream,
reading, watching TV, junk food, fighting,
wasting time, being lazy, being rude

A Sonnet for my Incomparable Mother

I often contemplate my childhood, Mom.
I am a mother now, and so I know
Hard work is mixed together with the fun;
You learned that when you raised me long ago.
I think of all the things you gave to me:
Sacrifice, devotion, love and tears.
Your heart, your mind, your energy and soul-
All these you spent on me throughout the years.
You loved me with a never-failing love
You gave me strength and sweet security,
And then you did the hardest thing of all:
You let me separate and set me free.
Every day, I try my best to be
A mother like the mom you were to me.

F Joanna

Glossary :

<i>sonnet</i>	:	<i>a poem having 14 lines with a fixed rhyme scheme</i>
<i>incomparable</i>	:	<i>extremely good, beautiful</i>
<i>contemplate</i>	:	<i>think about</i>
<i>raise</i>	:	<i>bring up, look after</i>
<i>hard</i>	:	<i>difficult</i>

Let's Understand :

C1. Answer the following questions in a word, a phrase or a sentence each:

1. Who is the poet talking to?
2. What makes the poet think of her childhood?
3. Which word in the poem means
 - a) 'great love and loyalty?'
 - b) protection?
4. Fill in the blank:
The mother _____ many things to look after her child.
5. What is the most difficult thing that the poet talks about in the poem?
6. State true or false:
 1. The poet is still a child.
 2. In this poem, the poet shows her affection and admiration for her mother.

C2. Work in small groups and discuss the following questions :

1. What qualities has the poet imbibed from her mother?
2. "You let me separate and let me free" - What is the meaning of this line?

3. What does the poet say in the last two lines?
4. Who do you admire the most in your life? Why?

Let's Appreciate :

- 1. Pick out the pairs of rhyming words from the poem.**
- 2. Discuss the poem with your friends keeping the following points in mind :**
 - What the poem is about
 - Why I like it / do not like it
 - What the poem means to me
 - What the poem reminds me of

About the Poet

F. Joanna is a professional writer in English. She has written poems and stories for children.

* * * * *

“When you know better you do better.”

Maya Angelou

SUPPLEMENTARY READING

LESSON - 1

WAYS OF LEARNING

Preparatory activity :

Have you read any story from **The Ramayana** or **The Mahabharatha**? If so, narrate one such story.

This is a small story based on an event from the Mahabharatha, the epic by Sage Vedavyasa.

Guru Dronacharya was the preceptor for the Kuru princes – the Pandavas (sons of Pandu) and Kauravas (sons of Dhritarashtra). He, along with another learned man Kripacharya, was teaching various branches of knowledge to the Kuru cousins, along with many others who had joined the Gurukula at Hastinapura, the capital of the Kuru dynasty. One important subject of learning for the princes was archery as a part of military service that the princes of those days had to learn.

Let's read and enjoy the story :

One day Dronacharya ordered his disciples to assemble in the large open ground in front of the Hastinapura palace. All of them assembled there.

Drona said, “Boys, I have a test for you. Are you ready?”

“Sure, Sir,” said the boys enthusiastically.

“Get ready with your bows and arrows and come to this spot, as I call you,” said the Guru indicating a mark on the ground. “Later you have to shoot the target on top of the tree.” The Guru had set up an artificial bird (made of wood and grass) on top of a branch of the tree.

He then called one of them and said, “Come here”. The boy obeyed the Guru. Then the Guru showed a big tree at the end of the ground.

“Can you see the tree?” Drona asked.

“Yes, Sir.”

“Look at the top and tell me what all things you see.”

“I can see the tree, its trunk, branches, the sky over it and the ground below it.”

The boy was sent back.

Then Yudhishtira, the eldest of Pandava brothers was called and the Guru put him the same question. “Can you see the tree, the bird on its top and other things around?”

preceptor	:	a teacher, an expert
dynasty	:	a family of kings or other rulers whose parents, grandparents, etc have ruled the country for many years
archery	:	the sport or skill of shooting with a bow and arrows
disciple	:	pupil, learner

“Yes, Sir,” Yudhishtira replied. “I can see the tree, the bird, my brothers, other friends and everything.”

“No, my boy, you cannot shoot the target,” said Drona, and called other princes one by one, asking them the same question.

The boys answered almost the same way. Some said, “I can see only the tree”. Others said, “I can see everything.” Yet others said, “I can see the branch of the tree and the bird,” and so on.

Then Drona called Arjuna and asked, “Can you see the tree, the bird on its top and other things around?”

Arjuna replied, “No Sir, I can see only the bird and nothing else.”

“Very good,” said Drona and asked again, “Can you see the bird?”

Arjuna replied, “No Sir, I can only see the neck and the head of the bird.”

Drona was pleased. He ordered, “Shoot your arrow.”



Arjuna did so and the arrow hit the false bird’s neck. The bird fell down on the ground. All the boys in the group, except the jealous Duryodhana, clapped and congratulated Arjuna. Drona embraced Arjuna, blessed him and said, “See my dear boys, concentration and focus are the keys to success. Be focused always.”

On another occasion, Drona was washing his feet on the side of a stream. A crocodile grabbed his foot. Though he could ward it off easily, Drona pretending panic, shouted loudly: “Boys, Ah! I am in danger. A crocodile has caught hold of my foot. Please help me, save me.”

ward off	:	prevent from happening
panic	:	sudden uncontrollable fear or anxiety
stare	:	look fixedly at something
awestruck	:	showing a feeling of wonder and fear

The boys who were standing a bit away from the bank of the stream were awestruck and confused. But the brave and ever-ready Arjuna responded quickly.

Immediately he set an arrow to his bow, shot it into the stream aiming at the right point. It infused the crocodile and drove it away but it did not hit the Guru’s foot. Such was Arjuna’s skill.

The Acharya said, “Boys, look at Arjuna’s feat. His dexterity, prompt and proper responsive action are other keys to achieve the goal and success.”

infuse	:	fill
feat	:	an achievement that requires great courage, skill or strength
dexterity	:	skill in performing tasks
responsive	:	reacting quickly, in a positive way

Notes :

1. Sage Vyasa, also called Vedavyasa, is a highly respected Rishi. He collected and edited the Vedas, besides authoring many Puranas and philosophical works. He is the son of sage Parashara and Sathyavathi.
2. Kuru dynasty, originally the Lunar dynasty (Chandra Vamsha), is so called after the great emperor Kuru.

Let's Understand :

C1. Answer the following questions in one or two sentences each :

1. Where did the disciples of Dronacharya assemble for the test?
2. What was the target set up by the Guru?
3. What was Yudhishtira's reply when Drona asked him what he saw on the tree?
4. Was Drona happy with the answers given by many of the princes? Why/why not?
5. Who passed this test?
6. Why did Drona ask Arjuna to shoot the bird?
7. Who didn't congratulate Arjuna on his achievement? Why?
8. What happened when Drona was washing his feet one day?

9. Who drove the crocodile away? How?
10. Who do you think was the most favourite disciple of Drona? Why?
11. What is important to succeed in life?

C2. Discuss in small groups and answer the following:

1. How did Drona test the princes' skill and ability in archery? Narrate any one incident.
2. How did Arjuna prove his skill in archery?

C3. Say whether the following statements are True or False:

1. The princes had to shoot a real bird sitting on the branch of a tree.
2. Arjuna said he could see only the bird's eye.
3. Bhima succeeded in shooting the bird.
4. Arjuna drove the crocodile away.

Let's Speak :

S1. Narrate the story in your own words.

S2. Take different roles and role play/dramatise the story.

About the Writer

The writer of this lesson, Dr M Prabhakara Joshi, is a leading Yakshagana exponent, critic, researcher and organizer. He is the former Principal of Besant P U College, Mangaluru.

Reading : Self-assessment :

Answer the following questions :

1. Do you enjoy reading? Why / Why not?
2. Do you enjoy reading in English? Why / Why not?
3. What do you generally read in your first language / mother tongue? Do you read children's books such as stories, comics, etc? Do you read newspapers, magazines or any such materials?
4. How often do you read in English? What do you read in English?
5. If you could easily read anything in English, what would you like to read? Why?
6. Do you think reading in English helps you improve your English language? If yes, how?

Don't judge each day by the harvest you reap but by the seeds that you plant.

- Robert Louis Stevenson

LESSON -2

CHANNAPATNA TOYS

Preparatory activity :

1. Can you locate the following places on the Karnataka map?

- Mysuru
- Bengaluru
- Ramanagara
- Channapatna

2. Have you ever visited Channapatna ? What is Channapatna famous for?

Introduction :

Channapatna is the name of a small town between Bengaluru and Mysuru. Channapatna is famous for its beautiful and colourful toys. These toys mainly attract children. Janapada Loka, a folklore centre, is near Channapatna. Here we can see articles or things used in olden days in the farming activities. Kengal Anjaneya Swamy, a beautiful temple, is also near Channapatna. It is near the home town of our late Chief Minister Mr.Kengal Hanumanthaiah. The temple attracts thousands of devotees from different parts of the state.



Let's read and enjoy the lesson :

Divya and Muktha were sisters. Both were school-going girls. It was a Sunday. Both the sisters wanted to go out and enjoy the day. At that time their grandpa called them. He was reading a newspaper. Divya and Muktha saw beautiful pictures of toys in the newspaper. They pestered their grandpa to tell them a story about toys. The following is what grandpa told them about the toys.



Tippu Sultan was a famous king. He was a good ruler. He loved children very much. He brought Persian toy makers to his kingdom. Persian toy makers trained local artisans. They left this wonderful art in our state.

Once I went to Channapatna. Channapatna is also known as 'Gombegala Ooru'. I saw 'MAYA ORGANIC' (an NGO) there. In 'Maya Organic', people worked hard to get money from this great art.

Do you know how the people were making toys? People used to chip away on a piece of wood. But now in 'Maya Organic' workers chip away on power lathes and make toys.

Channapatna toys are special. They are special because vegetable colours are used in them. These toys are sent to foreign countries. But there is every chance of rejection if they are not in good condition.



I met Mr.Girish. He has got eighteen years of experience in toy making. He said, “We are a family of toy makers. My father, now 74 years old, my brother and all of us have been in this field of making toys for a long time. We make ‘ Saada Bombe’ (plain toys).”

He told me, “These toys are world famous. They are protected as a geographical indication (GI) under the WTO (World Trade Organization). These toys are made out of Aale Mara (Ivory wood) or Wrightia tinctoria tree.”



The government of Karnataka is helping the toymakers. Training is being given with the help of KSHDC (Karnataka State Handicrafts Development Corporation). The government has constructed a Lacquerware craft complex on Tatte Kere Road. Other than toys, they make cricket bats, wickets, photo frames, trophy bases, spectacle holders, etc. Financial assistance is being provided to the artisans with the help of Dutch Government and the 'VISHWA' scheme of Government of Karnataka.

Kengal Anjaneya Swamy Temple is near this famous city. This was renovated by Shri.Kengal Hanumanthaiah. It is beside Bengaluru – Mysuru highway. Thousands of people visit this temple. Famous cine actor Dr Rajkumar has sung songs in praise of this God.

We have Janapada Loka near Ramanagara. Here we can see lots of folklore articles of rural people. It was founded by the late Dr H. L. Nage Gowda. In Janapada Loka training is given to young artists to continue our tradition, culture and art. Every aspect of rural folk culture is taken care of by this institute.

Divya and Muktha, the two sisters, enjoyed listening to their grandpa's talk. They decided to visit Channapatna and Ramanagara with their grandpa in the summer vacation.

Glossary :

<i>wonder</i>	:	<i>surprise</i>
<i>wander</i>	:	<i>roam</i>
<i>exquisite</i>	:	<i>very beautiful and delicate</i>
<i>pester</i>	:	<i>trouble with persistent requests</i>

<i>origin</i>	:	<i>the point where something begins</i>
<i>NGO</i>	:	<i>Non-Governmental Organisation</i>
<i>lathe</i>	:	<i>a machine for shaping pieces of wood by turning them against a cutting tool</i>
<i>foreign</i>	:	<i>of a country or language other than your own</i>
<i>lacquerware</i>	:	<i>a hard glossy varnish</i>
<i>spectacles</i>	:	<i>a pair of glasses</i>
<i>renovate</i>	:	<i>restore to a good condition or repair</i>
<i>found</i>	:	<i>establish, build</i>

Let's Understand:

I. Answer the following questions briefly :

1. Which organization is helping the toy makers?
2. How were the toys made in olden days?
3. How are the toys made in 'Maya Organic' now?
4. What is the opinion of Mr.Girish about toy making?
5. How did the toy industry originate in Channapatna?
6. What is special about Channapatna toys?
7. What type of wood is used to make Channapatna toys?
8. What is special about Lacquerware craft complex?
9. What do the toy makers make besides toys?
10. How is the Karnataka government helping the artisans?

Let's Practise Words :

**(a) What are the full forms of the following abbreviations?
Find out from a dictionary or from your friends.**

- NGO
- GI
- WHO
- PIN
- WTO
- SSLC
- KMF
- CM
- PM
- IAS
- KPSC

(b) With the help of a dictionary, write down some more short forms / abbreviations and their expansions:

Let's Speak :

1. If you get a chance to visit Channapatna, what would you like to see there?
2. If you happen to meet some toy makers, what questions will you ask them?
3. Are there any important or historically significant places in your town? Tell the class about such places.



LISTENING PASSAGES

UNIT - 2

Extended activity : Pronunciation

1. a. I live in this place.
b. I will leave this place.
2. a. I want to go.
b. I won't go.
3. a. Elephants have short tails.
b. Children are fond of folk tales.
4. a. Are you sailing in a boat?
b. Would you like to sell the boat?
5. a. I always wait for my friend.
b. My weight is 32 kgs.



“Education without values, as useful as it is, seems rather to make man a more clever devil.”

— C.S. Lewis

UNIT - 3

LISTENING TEXT

MY FRIEND “SWEETY”

Papa is so nice that he gifted me a friend “Rabbit”, a gift none of my friends have. The rabbit is white like cotton and her eyes are beautiful like pomegranate seeds, but a little bigger. She has beautiful long ears. Papa, Amma and I decided to call her “Sweety”. Amma takes care of Sweety. Sweety loves to eat carrots and raw vegetables. Amma says vegetables eaten raw after washing, are good. So my friend Sweety and I eat together in the evening.

When I come from school, I see Sweety waiting for me. She jumps on me and I carry her. I kiss her and we play in the small garden we have behind the house. Lots of flowers grow there. It is a very beautiful garden. On Sunday morning, I water the plants. Uncle Roshan came from Mangaluru. He liked my friend Sweety. When I was playing in the living room, uncle Roshan, who is my father’s friend said, “I have not eaten rabbit meat for a long time. Can I take it while I go back tomorrow? You all don’t like eating meat and we don’t get to see rabbits these days. My family and I will have a feast.”

My Papa and Amma became angry but they did not talk. They kept quiet and continued to watch T.V. Uncle Roshan got up, went to the table and started doing his office work. I ran to see where Sweety was. She was playing on the lawn. I immediately carried her to my friend’s house. I asked my

friend to keep sweety for a day and said I would collect her the next day. I left some carrots for her too and came home. Since I take care of Sweety, Papa and Amma did not know what I had done.

Early morning, after breakfast, Uncle Roshan asked for Sweety. Papa and Amma kept quiet, uncle Roshan looked around. Nowhere could he find her. And then he left for Mangaluru. My Sweety is safe forever.

(Source: Reading cards, RIE)

Glossary :

<i>pomegranate</i>	:	<i>a fruit, ದಾಳಿಂಬೆ</i>
<i>raw</i>	:	<i>uncooked</i>
<i>feast</i>	:	<i>a special meal</i>
<i>lawn</i>	:	<i>an area of grass in a garden</i>



“Education is the most powerful weapon which you can use to change the world.”

— **Nelson Mandela**

VISUALLY CHALLENGED MAN DEVELOPS

A WEBSITE

UNIT - 6

Beethoven, the great composer, was deaf. Bob Mathias, the great Olympic decathlon winner, was once a cripple. He was only seventeen years of age when he completed in the 14th Olympiad in London in 1948 and won laurels.

A handicap is no impediment to greatness. An example of this is Dr Vinod Sena, a retired English professor from Delhi University.

Dr Sena, a visually challenged person since infancy, is the brain behind developing a website. It is no ordinary website, but a 'site (sight) for the unsighted'. The extraordinary feature of the website is that it can be navigated without a mouse. With text-to-speech software, it becomes audio-based and it can be used by the visually challenged without sighted help.

Glossary

decathlon : a sporting event in which people compete in ten different sports

cripple : a person who is unable to walk

laurels : honour and praise

impediment : something that stops or delays

infancy : young age

Extended Activity

Read out the following words until someone shouts Bingo:

try	succeed	climb
drive	do	reach
stand	get up	stumble
strike	hit	

UNIT - 7

Air Hostess Neerja Bhanot Honoured by Civil Aviation Ministry (Express News Service)

Chandigarh, Sat Feb 19 2011 : The Civil Aviation Ministry today honoured Pan Am air hostess Neerja Bhanot at a function held at the Ashoka Convention Centre, New Delhi, to launch the centenary celebrations of civil aviation in India. Neerja had lost her life while saving passengers of the Pan Am flight that was hijacked by armed terrorists at Karachi airport.

It was on February 18, 1911, that the first commercial plane flew in India between Allahabad and Naini. Union Minister for Overseas Indian Affairs and Civil Aviation Vayalar Ravi presented a plaque, shawl and citation to Aneesh Bhanot, brother of Neerja Bhanot.

Glossary

centenary	-	the 100th anniversary of an event
plaque	-	a piece of metal, stone (with name, date) given in memory of a person or an event, ಫಲಕ
purser	-	an officer on a flight who takes care of the passengers
crew	-	all the people working on a plane

UNIT - 8

Dear Grown-ups,
Please leave all the flowers there
And don't cut down the trees.
We need the trees to make fresh air
And flowers to feed the bees.
Please don't always use your car

To take you everywhere.
Because the fumes go very far
And heat the atmosphere.
Then soon the sun will be too hot
And all the plants will die.
So, please get out and walk a lot
To see the clear blue sky.
Then we will run and jump and play
And grow up strong and tall;
Then we'll be happy everyday
And we will thank you all.
With love from the children.

Stevie Ann Wilde

“Never leave that till tomorrow which you can do today.”

Benjamin Franklin

ACKNOWLEDGEMENT

The Karnataka Textbook Society has sought permission to use copyright materials from different sources. Anticipating permission it wishes to thank with gratitude the publishers-private as well as Government and authors of the materials used in this Textbook.

Karnataka Textbook Society (Regd.)
Bengaluru.