

# **RAINBOW5 1.1**



**by sai**



## LESSON-1 Let's Introduce Ourselves



Hello! I am Kartik.  
I am ten years old.  
I am in class five.  
I like apples.  
I do not like mangoes.



Hello! I am Mary.  
I am eleven years old.  
I study in class five.  
I like ice-cream.  
I do not like tea.



Good Morning !  
I am Saba.  
I am ten years old.

I am in class five.

I like roses.

I like red colour.

What colour do you like, Mary?



I like blue.

What colour do you  
like, Kartik ?



I like green.

I do not like blue.

Grass is green.

Leaves are green.

### ***Let's Do***

***A. Make sentences from the table given below. Write them in your notebooks.***

He Shreya.

is Gurpreet.

She Anisha.

Pratap.

***B. Complete these sentences:***

1. I am \_\_\_\_\_ .

2. He \_\_\_\_\_ Ali.

3. \_\_\_\_\_ is Deepika.

***C. Make a list of things that you like and you don't like. Write them in your notebooks.***

I like I don't like

\_\_\_\_\_

***D. Write five sentences about your friends in your notebooks.***

## LESSON-2 Let's Find Where...?

Where is the cup?

The cup is **in** the cupboard.



Where is the basket ?

The basket is **on** the table.



Where is the rat ?

The rat is **under** the table.



Where is the monkey ?

The monkey is climbing **up** the tree.



Where is the tree?

The tree is **in front of** the house.



Where is Arun ?

Arun is **behind** the tree.



Where is Razia ?

Razia is **between** Arun and John.



Where is the aeroplane?

The aeroplane is flying **over** the city.



Where are the boys ?

The boys are **in** the playground.



Where are the balls ?

The balls are **in** the box.





Where are the books ?

The books are **on** the table.



Where are the women ?

The women are **on** the river bank.



Where are the men ?

The men are **at** the platform.



### *New Words*

cupboard - vkyekjh branch - 'kk[kk@ Mkyh

playground - [ksy dk eSnku swing - >wyk

river bank - unh dk fdukjk

*Look at the pictures and answer these questions : one example has been given for you -*

1. Where is the dog sitting ?

Is the dog sitting on the table ?

No, it is sitting under the table.



2. Where is the girl ?

Is the girl standing behind the television ?

No, she is standing \_\_\_\_\_ the television.



3. Where is the cat sitting ?

Is the cat sitting under the box ?

No, it is sitting \_\_\_\_\_ the box.



4. Where is the girl standing ?

Is the girl standing in front of the car ?

No, she is standing \_\_\_\_\_ the car.



***Note : The teacher will put questions on pictures and ask the pupils to answer them.***


### LESSON-3 THE ANT AND THE DOVE

It was a hot day. A little ant was very thirsty. She went to a river to drink water. The ant fell into the water. She cried, " Help ! Help! "A dove was sitting in a tree. She heard the ant's cry. The dove dropped a big leaf into the water. The ant climbed on the leaf. The leaf floated to the river bank. In this way, the ant was saved.



After sometime, the ant saw a hunter. He had pointed his arrow at the dove. He wanted to kill it. The ant crawled up the hunter's foot and bit him. The hunter cried, " Ouch! " and dropped his arrow. The dove was saved.

The ant and the dove helped each other like good friends.



*A friend in need is a friend indeed.*

Do You know?

- ☐ Dove is the symbol of peace.
- ☐ The house of ants is called an anthill.

### ***New Words***

ant - phaVh thirsty - I;k lh

arrow - rhj dove - Q+k[rk

pointed - fu'kkuk yxk;k dropped - NwV x;k

saved - cp xbZ climbed - p<+ x;k

floated - rSj x;k

### ***Let's do***

#### ***1. Answer the following questions:***

- (a) Why did the ant go to the river ?
- (b) Who helped the ant ?
- (c) What did the dove do ?
- (d) What did the ant do to save its life ?
- (e) Who wanted to kill the dove ?
- (f) How did the ant save the life of the dove ?

#### ***2. Arrange the letters in order to make words :***

tan edvo waror

vrire afle tehnur

#### ***3. Read the following and name the birds-***

- (a) A bird that talks. p \_ rr \_ t
- (b) A bird that dances. p \_ \_ c \_ ck
- (c) A bird that carries messages. p \_ g \_ o n
- (d) A bird that wakes you up. c \_ \_ k
- (e) A bird that has sharp eyes. e \_ g \_ e
- (f) A bird of peace. d \_ ve

#### **4. Fill in the blanks:**


ant, saved, foot, hot, sitting,

- (a) The .....fell into the water.
- (b) It was a.....day.
- (c) A dove was.....in a tree.

(d) The ant was..... .

(e) The ant crawled up the hunter's..... .

## LET'S MAKE BIRDS OUR FRIENDS



**Place a bowl of water in  
your courtyard.**

**Leave bread crumbs, grains  
etc. for the birds.**

**Wait for the magic !**

## LESSON-4 RAIN



**It is raining all around,  
It falls on fields and trees,  
It rains on the umbrellas here,  
And on the ships at seas.**

### **New Words**

around -चारों तरफ

field -मैदान

ship -पानी वाला जहाज

Let's discuss

Do you like rain ?

What do you do on rainy day ?

What saves you from rains ?

Let's do

Make a paper boat with the help of your teacher and float it in a bucket or in a tub.



## LESSON-5 OPPOSITES



Yellow house The yellow house is big.



Red house  
The red house is small.



Manju is fat.  
Ajay is thin.



Green book  
The green book is thick.



Blue book

The blue book is thin.



The coconut tree is tall.



The banana tree is short.



Ritu has long hair.



Shalu has short hair.



Ice cream is cold.



Tea is hot.



The box is heavy.



The bag is light.

### *New Words*

coconut tree - ukfj;y dk isM+ heavy - Hkkjh

light - gYdk

### *Let's Write:*

Fill in the blanks with the words you have learnt.

An elephant is a \_\_\_\_\_ animal. He has a \_\_\_\_\_ trunk but a  
\_\_\_\_\_ tail. He has \_\_\_\_\_ ears but \_\_\_\_\_ eyes.

### *Let's Do:*

Look at the pictures and complete the sentences:

A rat has a \_\_\_\_\_ tail but a rabbit has a \_\_\_\_\_ tail. (short/ long)



Coffee is \_\_\_\_\_ but ice-cube is \_\_\_\_\_. (hot/ cold)



The table is \_\_\_\_\_ but the chair is \_\_\_\_\_. (heavy / light)



1. Draw the pictures of :

*a big ball and a small ball.*

*a fat man and a thin man.*

*a tall tree and a small tree.*

2. ☐ Measure your height and the height of your friends with the height scale.

☐ Name one friend who is taller than you.

☐ Name one friend who is shorter than you.

3. ☐ Weigh yourself and your friends on the weighing machine.

☐ Name one friend who is heavier than you.

☐ Name one friend who is lighter than you.

## LESSON-6 Yes, We Can

Can you talk in English ?



Yes, we can.

Can you clap ?

Yes, we can.



Can a fish fly?

No, it can't.

Can a bird fly?

Yes, it can.

Can a bird laugh ?

No, it can't.



Can we touch the earth ?

Yes, we can.

Can we touch the sky?

No, we can't.



Grandmother is old.

She cannot draw without glasses.

Nita is young.

She can draw without glasses.



Rajan can ride a bicycle.

But he cannot drive a car.



This box is made of iron.

It is very heavy.

Rohit cannot lift it.



Children can make paper boats.



They cannot make boats, made of wood.

**1. Mark the correct sentences with ( ☐ ) and wrong sentences with (X)**

- (a) A frog can fly.
- (b) We can touch the stars.
- (c) We can climb a mountain.
- (d) A monkey cannot climb a tree.
- (e) A fish can swim.

**2. Answer the following questions with 'Yes, it can' or 'No, it cannot', in your notebooks -**

- (a) Can a camel fly ?
- (b) Can an elephant swim ?
- (c) Can trees walk ?
- (d) Can butterflies fly ?
- (e) Can a tiger hop ?
- (f) Can a horse talk ?
- (g) Can a snake crawl ?

**Do you know ?**

Some words have two forms : full forms and short forms. Read them :

*full forms short forms full forms short forms* cannot - can't it is - it's

do not - don't you are - you're

is not - isn't I will - I'll

I am - I'm let us - let's

*Generally short forms are used in dialogues.*

### ***Let's Do***

Make meaningful sentences with the help of the table given below:

parrot walk talk

frog swim swim

A fox fly fly .

ant can hop but it can't hop

An elephant talk walk

fish

### ***Let's Talk***

Talk to your friend about what you and he/ she can do and can't do.



Write four sentences in your notebooks about what you see in the picture.  
one is done for you-

1. *I can see a tree.*



## LESSON-7 BIRBAL'S WISDOM

One day Akbar drew a line on the floor and ordered his ministers, " Make this line shorter. Don't rub out any part of it. " Everyone was puzzled. No one could think of any way to make the line shorter.



Birbal started smiling. When it was his turn, he went near the line and drew a longer line under it.



Everyone in the court saw what he did. The king praised him and said, " That's true. The first line is shorter, now. Birbal you're really great !"

### *New Words*

wisdom - cqv)erRk puzzled - vleatl esa Fkk

touch - Nwuk minister - ea=h

turn - ckjh praised - iz'kalk dh

### *Let's Talk*

1. What did Akbar do one day ?

2. What did he ask his ministers to do ?
3. Could the ministers make the line shorter ?
4. What did Birbal do ?
5. How did the king praise Birbal ?

### ***Let 's Write***

Make new words by adding 'er'. One is done for you.

short + er = shorter

1. long 2. loud 3. small
4. fast 5. light 6. tall

### ***Let's Find***

*Find these hidden words ( one is done for you):-*

*wisdom, smiled, touch, puzzled,  
floor, praised, king*

a b z p r a i s e d

p t o u c h k m c h

b u o z i d e i l a

f w m z a k t l o k

s c f l o o r e h i

k n i e t a c d m n

w i s d o m z l s g

### ***Let's Solve Riddles***

1. I am an animal. 2. I am a fruit.

I copy you. I am yellow and sweet.

I jump and swing on trees. People call me the king of fruits.

I am a \_\_\_\_\_. I am a \_\_\_\_\_.

3. I have leaves and branches.

I give you fruits.

I give you shade.

Grow me and don't cut me.

I am a \_\_\_\_\_ .

4. I am a big animal. 5. I have a roof and walls.

Children love me. You live inside me.

I have a long trunk. After school you come to me.

No other animal has it. I'm your sweet, little,

I am an \_\_\_\_\_ . lovely \_\_\_\_\_ .

***5. Home 4. Elephant 3. Tree 2. Mango 1. Monkey***

## LESSON-8 My Mummy

I love my Mummy,  
She helps me so much.  
She gives me a bath,  
She feeds me my lunch.  
My mummy, she loves me,  
She takes so much care.  
I will bring her a flower,  
To put in her hair.



### *Do you know ?*

Mother's day is celebrated on 2nd Sunday of May.

### *New Words*

take - ysuk help - enn djuk

### *1. Answer the following questions:*

- (a) Who do you love the most in your family ?
- (b) How does your mother help you ?
- (c) What will the child bring for her mother ?
- (d) Where will the mother put the flower ?

2. Write five sentences about your mother in your notebook.

### *Let's Do:*

Read the following statements. Put a tick under the right column.

***Statements always sometimes never***

(a) Obey your parents.

(b) Spend time with your grandparents.

(c) Share things with your brother or sister.

(d) Clean your home.

(e) Switch off the lights and fans when  
you go out of the room.

(f) Tear pages from your note books.

Collect pictures of family members and paste them in a picture book.

## LESSON-9 The Clock Says



**IT IS SIX O'CLOCK.**

It is morning.

It is time to get up.

Ravi is wishing his mother, 'Good morning'.



It is a quarter to ten.

Ravi had his breakfast.

He is going to school.



It is half past twelve.

It is afternoon.

It is time for lunch.

Ravi is having lunch.



It is half past five

It is evening.

It is time to play.

Ravi is playing football in the playground.





It is a quarter past seven.  
Ravi is studying.  
He is doing his home- work.



It is nine o'clock.  
It is time to go to bed.  
Ravi is sleeping.

***New Words***

morning - lqcg afternoon - nksigj  
evening - 'kke breakfast - lqcg dk uk'rk  
lunch - nksigj dk Hkkstu

***Answer the following questions :***

1. When do you get up in the morning ?
2. At what time do you go to school ?
3. At what time do you play with your friends?




4. At what time do you go to bed ?

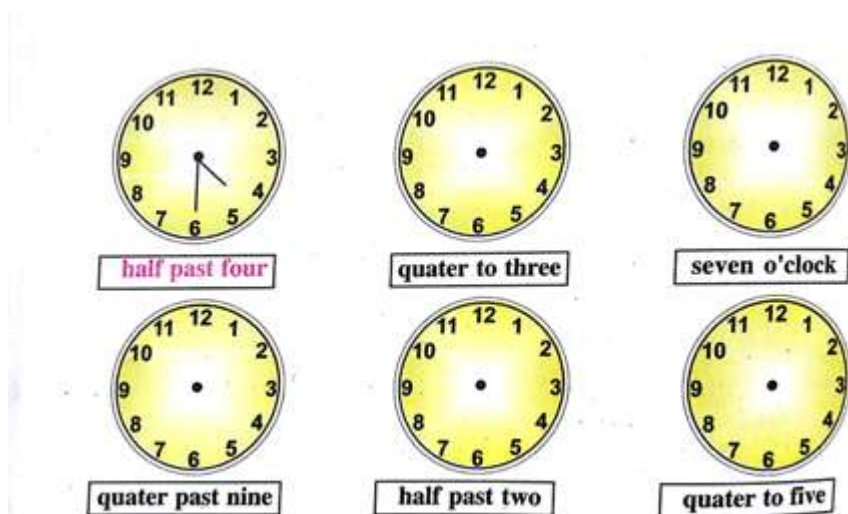
***Let's Do***

Look at the clocks and write the time in your notebook.

One is done for you -



Show the time : ***One is done for you -***



Let's Sing

***A Neat Little Clock***

There's a neat little clock,

In the classroom it stands.

And it points to the time,  
With its two little hands.  
And may we , like the clock,  
Keep a face clean and bright.  
with hands ever ready,  
To do what is right.

## LESSON-10 People Who Help Us

Arun is wearing a white coat.

He is going to the hospital.

He is a doctor.

He treats patients.



Renu also works in a hospital.

She helps the doctor.

She is a nurse.

She takes care of the sick.



Rashid works in a post office.

He has letters in his bag.

He is a postman.

He brings letters for us.




Sohan is working in his farm.

He is ploughing his fields.

He is a farmer.

He grows food for us.



John is in his shop.

He is sewing a coat.

He is a tailor.

He stitches clothes for us.



Hamid is cutting wood.

He will make a chair.

He is a carpenter.

He makes furniture for us.



Bholu is in the garden.

He is watering the plants.

He is a gardener.

He takes care of the plants and  
flowers in the garden.



Manjeet is near a pond.  
He is washing clothes.  
He is a washerman.  
He washes our clothes.



### *New Words*

teaching - i<+kuk controlling - fu;a=.k dj jgk gS

medicine - nok patient - ejht

take care - ns[kHkky djuk sick - chekj

ploughing - [ksr tksr jgk gS field - [ksr

grows - mitkrk gS sewing - fly jgk gS

stitching - fly jgk gS watering - lhap jgk gS

### *Answer the following questions:*

1. What does a nurse do ?

2. Who grows food for us ?
3. What does a washerman do?
4. What does a gardener do ?

***Let 's Talk***

1. What would you like to become ?
2. Find out some more people who help us.

***Let's Do***

*1. Fill in the blanks to complete the words:*

f \_ r m \_ \_ c \_ r p \_ n \_ \_ r d \_ c \_ o \_  
g a \_ \_ e n \_ \_ t \_ i l \_ r w a \_ h \_ r \_ \_ n

*2. Match columns 'A' with the column ' B' to make meaningful sentences:-*

A B

A postman stitches clothes.

A tailor makes chairs and tables.

A farmer looks after the sick.

A gardener grows crops.

A nurse brings letters.

A carpenter takes care of a garden.

## LESSON- 11 The Sun And The Wind

One day the Sun and the Wind met on the hilltop. It was a beautiful morning. The Sun shone in the sky. The cool wind blew gently. A man walked down the road. He was wearing a coat. The Sun and the Wind started talking.



Wind : How are you ?

Sun : I am fine. How are you ?

Wind : I am O.K. Today let's have a bet.

Do you see that man on the road?

Let's see who can take off his coat first.


Sun : O.K., I am ready.

(The wind blew with all his might. The man held his coat tightly.)

Sun : Let me try now.

(The Sun shone brighter and brighter. The man took off his coat and put it in his hand.)

Wind : Congratulations ! You have won. You are stronger than me.



*New Words*

hilltop - igkM+ dh pksVh hold - idM+uk

brighter - vkSj rst peduk congratulations - c/kkbZ

***Answer the following questions:***

1. Where did the Sun and the Wind meet one day ?
2. What was the bet between the Sun and the Wind ?
3. What did the Wind do ?
4. What did the Sun do ?
5. Who won the bet ?

***Look at the pictures and fill in the blanks:***

Kashish is \_\_\_\_\_ than Kavya.

Kavya is \_\_\_\_\_ than Kashish.

taller/ shorter



A tiger runs \_\_\_\_\_ than an elephant.



An elephant runs \_\_\_\_\_ than a tiger.



Faster/ slower

A butterfly is \_\_\_\_\_ than a parrot.



A parrot is \_\_\_\_\_ than a butterfly.





smaller / bigger

*Arrange the jumbled letters to make words :*

butteiflsre \_\_\_\_\_ sonhe \_\_\_\_\_

wdin \_\_\_\_\_ hlliotp \_\_\_\_\_

uns \_\_\_\_\_ mroinnng \_\_\_\_\_

*Rewrite the following sentences using capital letters, commas, full stops and question marks :*

1. how are you
2. ok i am ready
3. the sun shone in the sky
4. can i go to school today
5. ram ravi and kavita are friends

*Make a list of the objects which you see in the sky and write them in your notebook.*

*Morning Sky Night Sky*

## LESSON- 12 Colourful Kites



Oh ! How I love to fly a kite,  
Of different shades and colours bright.

Some red, some green, some yellow or blue,  
I fly them all, be old or new.  
They float in the sky and up they go.  
They obey me and never say no.

### *New Words*

float - rSjuk obey - dguk ekuuk

bright - pednkj different - fHkUu&fHkUu

### *Answer the following questions:*

1. Do you like to fly a kite ?
2. What are the colours of the kites in the poem ?
3. Where do they float and fly ?
4. Do the kites obey the child ?

### *Give the opposite of the following words from the box given below :*

always, new, dull, night, earth, hate

love

never

sky

old

bright

day

Draw a kite in your note book and colour it :

## LESSON-13 Mona's Picture book



Mona : Hello, Radhika. Look ! I have a new book. It has many pictures in it. Look at them.

Radhika : What a lovely book ! It is beautiful. I love story books but I don't have one.

Raju : Hello, everybody. What are you doing ?

Radhika : Hello, Raju. Mona has a new book. It has many pictures in it. We are looking at them.

Raju : It is really beautiful. Do you have a new book too ?

Radhika : No, I don't have a new book. But I have a new pen.

### *New Words*

picture - fp= beautiful - lqUnj

really - okLro esa

### *Let's Talk*

*Make pairs. Ask each other these questions.*



Do you have a toy ?



Yes, I have.



Do you have a new ball ?



Yes, I have a new ball.



Do you have a dog, Mohan ?



No, I don't have a dog, but I have a cat.

Do you have a new pencil ?



No, I don't have a new pencil, but I have a new pen.



***2. Answer the following questions:***

- (a) Who has a picture book ?
- (b) Is the picture book lovely?
- (c) What are the children doing ?
- (d) Who has a new pen ?

***3. Fill in the blanks to complete the words:***

h e \_ \_ o , b \_ \_ k, b \_ \_ u t i \_ u l ,  
p \_ c t \_ r e, l \_ \_ k, e v \_ r y b \_ \_ y.

***4. Make at least six sentences from the table given below :***

I

You has two shirts.

He black hair.

We a playground.

She a football.

They a story book.

These flowers have thorns.

Those players

## LESSON- 14 The Scarecrow



**SCARECROW**



**RABBIT**

**.WHO IS THAT**

in Bhola's

**field ?**



**PARROT**

**THAT IS A  
SCARECROW.**



**PIGEON**

**WHAT DOES HE DO ?**



**FROG**

**HE SCARES THE CROWS AND OTHER**  
birds away and saves the crops.



**BUTTERFLY**

**Doesn't he fly ?**

**Doesn't he sing ?**



**FROG**

**No, he doesn't fly.**

He doesn't sing.

He scares crows and other birds away .



**SCARECROW**

I am a scarecrow.



I scare the birds away.  
I am doing my duty.  
So, I am happy and gay.

### New Words

scarecrow - fctwdk sing - xkuk xkuk

pigeon - dcwrj gay - [kq'k gksuk

***Answer the following questions:***

1. Who is there in Bhola's field ?
2. What does a scarecrow do ?
3. Does he fly and sing?
4. Why is he happy ?

***Match the words in ' A ' with ' B ' to make new words:***

A B

scare mother

grand crow

bed bin

dust sheet

class day

birth room

***Tick ( ☐ ) the sentences which are true and cross (X) which are not true:***

1. The scarecrow is in the playground. ( )
2. Parrots and pigeons are birds. ( )
3. The frogs scare the birds away. ( )
4. The butterflies do not fly. ( )
5. The scarecrow does no work.

## LESSON-15 MY LOVING GRANDPA

### Scene-1 (In grandpa's room)

Shreya : Grandpa has changed since he fell seriously ill.

Kartik : He has become very quiet. He does not even speak to us.

Shreya : He keeps sleeping the whole day. He is very sad.

Kartik : He does not even go out .

Shreya : Grandpa loves to go for walks and do his exercises.

Kartik : We must take him for a walk.




### Scene-2

(The next day the children took Grandpa to the park.)

Shreya : I can see grandpa's friends. Let's talk to them .

Kartik : Grandpa, your friends are here. Talk to them while we play. They missed you.

Grandpa : Thank you, my children for taking me out. I am with my friends after a long time.



*Do you know ?*

Old age day is celebrated on 1<sup>st</sup> October world wide.

### ***New Words***

seriously sick - xEHkhj :i ls chekj whole - iwjk

sad - mnkl exercise - O;k;ke

missed - deh eglwl dh

### ***Answer the following questions:***

1. Why has Grandpa changed ?
2. What changes were there in Grandpa's life ?
3. What did Grandpa love to do ?
4. What did the children say to Grandpa?

### ***Let's Share***

1. Do your grandparents live with you ?
2. What do you call your grandfather ?
3. What do you call your grandmother ?
4. Do you spend some time with them ?
5. How do you help them ?

### ***Let's Do***

***Make new words with the letters from the word 'GRANDFATHER'.*** One has been done for you. (Make this flower in your notebook and then write the new words in it.)

**FAT**

### ***Let's Discuss***

Which of the following actions make you happy or sad ? Write in your notebook-

- ☐ wishing elders ☐ telling lies
- ☐ helping others ☐ quarrelling with friends
- ☐ sharing things with others ☐ watching television all day
- ☐ saying thank you ☐ hurting animals

**HAPPY SAD**

wishing elders \_\_\_\_\_

\_\_\_\_\_

\_\_\_\_\_

## LESSON- 16 Visit to a Zoo

Let 's go to a zoo. We will see many animals there.



Look !

That is a giraffe.

It has a very long neck.



This is a lion.

It has a mane.



That is a tiger.

It has stripes on its body.

Do you know?

It is our national animal.



This animal also has

stripes on its body.

It looks like a horse.

It is a zebra.



That is an elephant.

It is so big !

It has a long trunk.



This is a camel.

It also has a long neck like a giraffe.

It has a hump on its back.



That is monkey.

It likes to eat bananas.



We love animals. They are like us. They need food, water and care.

*New Words*

mane - v;ky stripes - /kkfj;kj

trunk - lwjM+ hump - dwcM+

peanuts - ewjxQyh

***Answer the following questions:***

1. Do you love animals ?
2. Do you have a pet at home ?
3. Write the names of the animals which have long necks ?
4. Who has a hump ?
5. Who has a long trunk ?
6. Which animal is our national animal ?

***Let's Do***

Write the names of the animals which you find in your village/ city and which you find only in a zoo.

**In your city/ village In a zoo**

\_\_\_\_\_

*Do you know how they talk? Read it aloud*

***Animals How they talk***

A dog barks

A cat mews



A horse neighs

An elephant trumpets

A cow moos

A crow caws

A duck quacks

A bee buzzes

A goat bleats

A pig grunts

A monkey chatters

## LESSON- 17 Lovely Seasons

The first month of the year is January,  
Followed by a cold and foggy February.  
Then comes March with the spring,  
And in April blossoms everything.



May and then June are very hot,



In July and August we see raindrops.



September is ninth and tenth October,  
 Leaves fall as autumn ends in November.  
 The last month of the year is easy to remember,  
 Christmas comes in twelfth month that is December.

### *New Words*

foggy - dksgjs ls Hkjk gqv k blossoms - Qwyksa dk f[kyuk  
 autumn - ir>M+

### *Answer the following in one word:*

1. How many months are there in a year ?
2. Which is the first month of the year ?
3. Which is the last month of the year ?
4. Which month comes after June ?
5. Which month comes before April ?

### *Fill in the gaps:*

J \_ n u \_ \_ y , N \_ v \_ m \_ e r , S e \_ t \_ m b \_ r ,  
 O c \_ o b \_ \_ , D e \_ e \_ b e \_ .

### *See the pictures and complete the crossword:*




## LESSON-18 Our Big Home - India

India is our country. We are all Indians. India is our big home.

We feel safe and happy in our homes. In the same way we feel safe and happy in India. The people in our houses are our family . We love them, we need them. In the same way, the people of our country are our people. We love them. We need them.

We eat, drink, sleep, laugh and sing in our homes. In the same way we eat food, grown in our country. We drink water from the rivers of our country . We breathe the air of our country. We live on the land of our country. We care about the plants, animals and people of our country. We all must live together peacefully.



We love our India.

### *New Words*

Country - ns'k safe - lqjf{kr

breathe - lk;l ysuk peacefully - 'kkfUriwoZd

### *Answer the following questions :*

1. Which is our big home ?

2. What are the people of India called ?
3. Name some of the cities of India ?
4. Name two cities of India which you have seen ?
5. Name two cities of India which you want to visit ?

***Let's Do***

Match the countries in column 'A' with the people of these countries in column 'B',

A B

China Japanese

England Russian

Japan French

Russia Indian

France English

India Chinese

## Table of Contents

- . [LESSON-1 Let's Introduce Ourselves](#)
- . [LESSON-2 Let's Find Where...?](#)
- . [LESSON-3 THE ANT AND THE DOVE](#)
- . [LESSON-4 RAIN](#)
- . [LESSON-5 OPPOSITES](#)
- . [LESSON-6 Yes, We Can](#)
- . [LESSON-7 BIRBAL'S WISDOM](#)
- . [LESSON-8 My Mummy](#)
- . [LESSON-9 The Clock Says](#)
- . [LESSON-10 People Who Help Us](#)
- . [LESSON- 11 The Sun And The Wind](#)
- . [LESSON- 12 Colourful Kites](#)
- . [LESSON-13 Mona's Picture book](#)
- . [LESSON- 14 The Scarecrow](#)
- . [LESSON-15 MY LOVING GRANDPA](#)
- . [LESSON- 16 Visit to a Zoo](#)
- . [LESSON- 17 Lovely Seasons](#)
- . [LESSON-18 Our Big Home - India](#)