

Chapter - 23

LET US MAKE A MAP

There may be several people living in the village or town in which you live. Some might be staying right in your lane or even next to your house. Others may be living far from your house.













Make a picture in the space given below of houses which are to the right, left and in front of your house. Make a box ☐ and write their names in it-

Your House (Picture)



One day Prashant's father sent him to post a letter in the post box. Look at the picture of the visual map given below and say what would Prashant pass on his way from his home to the post office.



	House		Post Office		Mountain
	Prashant's		house Well		Hospital
	Farm		River		Pond
	Bridge		Tree		Temple

Write in the space below, whatever he passed on his way-

- | | |
|--------|--------|
| 1..... | 4..... |
| 2..... | 5..... |
| 3..... | 6..... |
| | |



When you go home from your school, you also may come across trees, well, temple etc. on your way. Make a visual map of the way from your house to your school. Make your own symbols to indicate the different places you go past.



What symbols did you make?

	-----		-----	
	-----		-----	

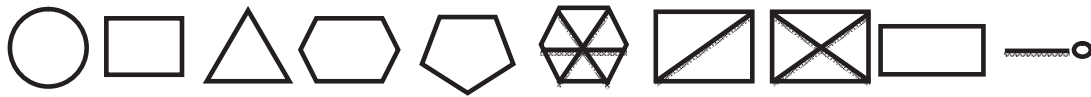


What have we learnt?

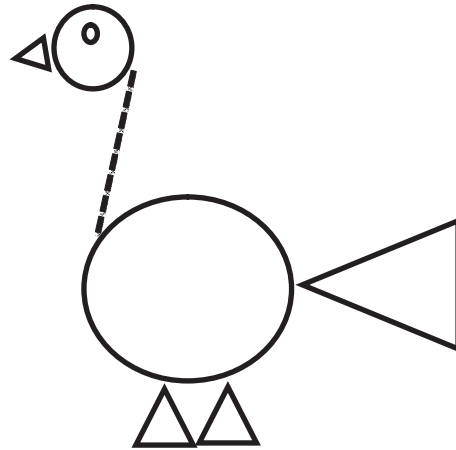


Written task :

1. In visual map what is the importance of symbols?
2. Make a visual map of the way to your friend's house from your house.
3. How a visual map can help us to reach any place.
4. Measure the length, width and thickness of your book of Environmental Studies and write it.
5. Draw picture of a scene of village or of a rising sun or a farmer ploughing the field.
6. Using different figures given below try to draw the picture of peacock, bird, doll etc.



eg. A picture of a bird .



7. A pitcher is placed on a tripod. The mouth of the pitcher is covered with a plate and on it a glass to remove water is kept. Draw the pitcher of this on those points

1. As visible from above
2. As visible from front
3. As visible from lateral side



Let's look around

1. Make a map of the village or neighbourhood where you live.
2. Where can we get such types of visual maps ? Find it out.
3. Let's look around - Children draw picture of daily use as books, pen, rubber, chair, table, bag, class or any portion of the school. Display this picture in your class.