

# GRADED ASSESSMENT TOOL

Subject : English

Class VI-VIII



State Council of Educational Research & Training  
Varun Marg, Defence Colony, New Delhi-110024

1000 Copy  
2014

© State Council of Educational Research & Training

**Chief Advisors**

**Sh. Anindo Majumdar**  
IAS, Principal Secretary (Edn.), GNCT, Delhi  
**Smt. Neha Bansal**  
IAS, State Project Director (SSA)  
**Ms. Anita Satia**  
Director, SCERT, Delhi

**Guidance**

**Dr. Pratibha Sharma**  
Joint Director and State Training Coordinator

**Coordinator and Editor**

**Dr. Nahar Singh**  
SCERT, Delhi

**Dr. Bindu Saxena**

Lecturer, SCERT, Delhi

**Contributors**

Dr. Nahar Singh	-	Reader, UEE, SCERT, Delhi
Dr. Seema Yadav	-	Senior Lecturer, SCERT, Delhi
Ms. Ritika Dabas	-	Senior Lecturer, SCERT, Delhi
Dr. Bindu Saxena	-	Lecturer, SCERT, Delhi
Sh. Sanjay Kumar	-	Lecturer, SCERT, Delhi
Ms. Jyoti Varshney	-	Lecturer, SCERT, Delhi
Sh. Dhiraj Kumar Roy	-	Lecturer, SCERT, Delhi
Ms. Shalini Gupta	-	PRT, EDMC, Pratibha School Dilshad Garden
Ms. Sucheta Tyagi	-	PRT, EDMC, Pratibha School Dilshad Garden
Ms. Kalpana Tehlan	-	PRT, Primary School, Baproula, Jai Vihar
Ms. Kapila Parashar	-	TGT, GBSS, Bholanath Nagar

**Publication Incharge :** Ms. Sapna Yadav, SCERT, Delhi

**Publication Team:** Sh. Navin Kumar, Radha and Jai Bhagwan

**Published by :** State Council of Educational Research & Training, New Delhi

**Printed by :** Educational Stores, S-5, Bulandshahar Road Ind. Area, Site-I, Ghaziabad

### प्राक्कथन

शिक्षा का अधिकार अधिनियम 2009 के अनुसार देश के प्रत्येक बच्चे को जो कि 6-14 आयु वर्ग के हैं, को अनिवार्य एवं निःशुल्क शिक्षा का प्रावधान है। परंतु देश में करोड़ों की संख्या में बच्चे विद्यालयी शिक्षा के बजाए सड़कों, दुकानों, कल-कारखानों तथा फुट-पथों पर अपने अभिभावक के साथ या अकेले कार्य कर रहे होते हैं। जब इन बच्चों को इस स्थिति में मिलते हैं तो मन में एक पीड़ा सुनाई देती है कि किस प्रकार शिक्षा का अधिकार का पालन हो रहा है शिक्षा के अधिकार अधिनियम के अनुच्छेद-4 के अनुपालन में राज्य सरकारों व स्थानीय स्वशासन की जिम्मेदारी बनती है कि इन बच्चों का किसी-न-किसी विद्यालय में उनकी आयु के आधार पर नामांकन करना तथा प्रारंभिक शिक्षा पूर्ण न होने तक विद्यालय के अन्दर बनाए रखना आवश्यक है।

इस प्रकार के बच्चों के लिए नामांकन करना बहुत ही सरल कार्य है, लेकिन इस प्रकार के बच्चों को उनकी आयु के आधार पर गुणवत्ता पूर्ण शिक्षा देना एक अध्यापक के लिए विशेष चुनौती है, क्योंकि प्रवेश आयु के आधार पर दिया जा सकता है लेकिन बिना आकलन के एक अध्यापक के लिए बहुत बड़ी समस्या खड़ी हो सकती है क्योंकि सामान्य बच्चों के साथ इस प्रकार के बच्चों के लिए विशेष प्रशिक्षण नहीं दिया जा सकता। अध्यापकों तथा बच्चों की समस्याओं का निदान करते हुए प्रारंभिक शिक्षा विभाग एस.सी.ई.आर.टी दिल्ली ने प्राथमिक एवं उच्च प्राथमिक स्तर के विद्यार्थियों के लिए विभिन्न आकलन प्रपत्रों का निर्माण किया है। जिनके माध्यम से विद्यार्थियों का विद्यालय में प्रवेश के समय आकलन कर उन्हें विशेष प्रशिक्षण केन्द्रों पर विशेष पाठ्यक्रम के लिए अग्रप्रेषित किया जा सकता है।

यह आकलन प्रपत्र केवल प्रवेश प्रक्रिया के समय ही नहीं अपितु तीन माह से लेकर दो वर्षों तक बच्चे के द्वारा सीखी गई सभी क्रियाओं का आकलन करने में भी प्रपत्र अपनी अहम भूमिका निभा सकते हैं। एक तरह से देखा जाए यह आकलन प्रपत्र प्रवेश पूर्व तथा विद्यालय शिक्षा में जोड़ने तक अहम भूमिका निभा सकते हैं। यदि शिक्षक चाहे तो इन प्रपत्रों के स्वरूप को देखकर तथा छात्रों की क्षेत्र विशेष को ध्यान में रखकर स्वयं भी इस प्रकार के प्रपत्र तैयार कर बच्चों का आकलन कर सकते हैं।

मुझे आशा है कि एस.सी.ई.आर.टी दिल्ली का ये प्रयास बच्चों की शिक्षा व्यवस्था को आगे बढ़ाने में अहम भूमिका निभाएगा। यदि आप के संज्ञान में किसी भी प्रकार की त्रुटि या सुझाव देने की जिज्ञासा है, तो प्रभारी प्रारंभिक शिक्षा विभाग को पत्र के माध्यम से सीधे सूचित कर सकते हैं। अंत में मैं अपने सभी सहयोगियों तथा अध्यापकों को सहृदय आभार व्यक्त करता हूँ कि उन्होंने इन आकलन प्रपत्रों के बनाने में अपना पूर्ण सहयोग प्रदान किया।

डॉ. नाहर सिंह

रीडर एवं प्रभारी

प्रारंभिक शिक्षा विभाग, एस.सी.ई.आर.टी. दिल्ली






**STC-1**  
**GRADED ASSESSMENT TOOL**  
**Subject : English** **Class VI**

Time: .....

M.M-40

*General Instructions :* (i) Answer the questions given in the question paper in good handwriting.  
(ii) Identify the Picture Carefully.  
(iii) Read the direction given in the brackets carefully.

**Q.1. Look at the pictures and fill in the correct option given in the bracket.**

- (i)  The bottle is ..... (round/long)
- (ii)  ..... are drying up. (cloth/clothes)
- (iii)  Ladyfingers are ..... (green/red)
- (iv)  The orange is ..... (round/long)
- (v)  The window is ..... (closed/open)

**Q2. Complete the following sentences by filling the blanks :**

(i) The clock in the house goes tick tick tick



(ii) The dog on the road goes ..... ..



(iii) The cat in the house goes ..... ..



(iv) The phone on the table goes ..... ..



(v) The child in the house laughs ..... ..



**Q3. Read the following :**

Once there was a crow. It was thirsty. It looked for water every where. It could not find water. Near, a tree it saw a pot. The crow found that water was too low in the pot. It started picking pebbles lying around. It threw many pebbles in the pot. Slowly, the water came up. The crow drank water and flew away.



**Q4. Answer the questions below after reading the above story.**

- (i) The crow was ..... . (happy/thirsty)
- (ii) The crow found water in a ..... . (pot/pit)
- (iii) There were many ..... around. (flowers/pebbles)

**Q5. Write opposite of the following words by using 'un' or 'in'.**

- (i) True (ii) Famous
- (iii) Complete (iv) Popular

**STC-2**  
**GRADED ASSESSMENT TOOL**  
**Subject : English** **Class-VI**

Time: .....

M.M-40

*General Instructions :* (i) Answer the questions given in the question paper in good handwriting.  
(ii) Identify the Picture Carefully.  
(iii) Read the direction given in the brackets carefully.

**Q.1. Fill in the blanks with appropriate colour name :**

1. The rose is .....



2. The mango is .....



3. The cloud is .....



4. The potato is .....



5. The grass is .....



**Q2. Read, think and write :**

1. One hand, many .....





2. One tree, many .....



3. One book, many .....



4. One house, many .....



5. One phone, many .....



6. One ....., many hair.



**Q.3. Read the following story :**

Once there was a little girl.



She had a parrot.



She loved the

parrot very much.



She kept it in a cage.



One day, she forgot to lock

the door of the cage.



The parrot flew away.



The girl cried for a long

time.



She fell asleep.



When she woke up, she found the

parrot sitting near the cage.



The girl was very happy.



**Q.4. Look at the pictures and fill the blanks with words given in the box :**

On      In      Near      Under

1. The bag is ..... the table.



2. There is water ..... the jug.



3. There is apple ..... the jug.



4. The flower is ..... the table.



**Q.5. Arrange the following words in meaningful sentences :**

1. I/my/brush/daily/teeth
2. Ram/boy/is/a/good.

---

---

---

---

---

---



**STC-1**  
**GRADED ASSESSMENT TOOL**  
**Subject : English** **Class VII**

Time: .....

M.M-40

*General Instructions :* (i) Answer the questions given in the question paper in good handwriting.  
(ii) Identify the Picture Carefully.  
(iii) Read the direction given in the brackets carefully.

**Q.1. Read the following poem:**

Books are great! Books are fun!  
Books let you do what you've never done!  
Books make you laugh,  
Books make you cry,  
Books make you think  
and dream high!



**Q2. Fill in the blanks with 'a' or 'an'**

- (i) I have ..... pen in my pocket.
- (ii) Rita eats ..... apple everyday.
- (iii) Manoj wants to buy ..... kite.
- (iv) Grandmother walks with ..... stick.
- (v) Bittoo wants ..... ice cream.

**Q.3. Oral**

Look at the picture and answer the following questions :

- (i) What is the colour of the house?
- (ii) How many doors does it have?



- (iii) How many windows does it have?
- (iv) Is the house kutcha or pucca?
- (v) Is there any tree near the house?

**Q.4. Write 5 lines about tomato.**

- (i) I like .....
- (ii) Tomato is ..... (colour)
- (iii) Tomato is ..... (shape)
- (iv) Tomato is a ..... (fruit/vegetable)
- (v) Tomato is used to make .....



**STC-2**  
**GRADED ASSESSMENT TOOL**  
**Subject : English** **Class-VII**

Time: .....

M.M-40

*General Instructions :* (i) Answer the questions given in the question paper in good handwriting.  
(ii) Identify the Picture Carefully.  
(iii) Read the direction given in the brackets carefully.

**Q.1. Following instructions :**






1. Sit down.
2. Come in.
3. Stand up.
4. Clap.
5. Open the book.

**Q.2. Look at the picture and fill in the blanks below :**



1. There is a big ..... near the house.
2. There are ..... mangoes on the tree.
3. There are two clouds ..... the house.
4. There are four ..... in the sky.
5. The house has one .....











**Q.3. Write plural of following :**

1. Kite  .....
2. Button  .....
3. Box  .....
4. Boy  .....
5. Knife  .....

**Q.4. Complete following sentences about yourself :**

1. My name is .....
2. I am a ..... 
3. I am ..... years old.
4. I am ..... 
5. I like to eat .....

**Q.5. Write opposite of following words :**

1.  ..... Thin
2. Up ..... 
3.  Day ..... 
4.  Happy ..... 
5.  Open, ..... 

**Q.6. Introduce yourself to the class in 3-4 lines (speaking)**

**STC-1**  
**GRADED ASSESSMENT TOOL**  
**Subject : English** **Class VIII**

Time: .....

M.M-40

*General Instructions :* (i) Answer the questions given in the question paper in good handwriting.  
(ii) Identify the Picture Carefully.  
(iii) Read the direction given in the brackets carefully.

**Q.1. Listening and speaking :**

- (i) What is your name?
- (ii) Do you like playing?
- (iii) What is your friend's name?
- (iv) What is the colour of your hair?
- (v) Do you brush your teeth daily?

**Q2. Read the following conversation between Neeta and Radha**

Neeta : Where are you going?

Radha : I am going to buy vegetables.

Neeta : I don't like vegetables at all.

Radha : Vegetables are good for health.

Neeta : How?

Radha : Vegetable protect us from illness.

Neeta : Really.

Radha : Yes. You should also eat vegetables.

Neeta : I will.

**Q.3. Fill in the following form :**

Name	
Age	
Address	
Favourite Vegetable	
Favourite Fruit	

**Q.4. Fill in the blanks with words given in the box.**

**On    In    Under    Between**

(i) The water is ..... the jug.



(ii) The cat is sleeping ..... the table.



(iii) The door is ..... the windows.



(iv) The book is ..... the table.



**Q.5. Name the activities that you do with your hands.**

---



---



---



---



---




**STC-2**  
**GRADED ASSESSMENT TOOL**  
**Subject : English** **Class-VIII**

Time: .....

M.M-40

*General Instructions :* (i) Answer the questions given in the question paper in good handwriting.  
(ii) Identify the Picture Carefully.  
(iii) Read the direction given in the brackets carefully.

**Q.1. Look at the picture & words given hindi bubble & complete the Massage.**



You could hear ..... of the clock. Suddenly, the dog barked .....  
Actually, there was a loud sound of ..... on the door. Then, the phone rang  
..... and the cat cried .....

**Q2. Read the following paragraph :**

Shruti was a naughty little girl. Everyone liked her because she was very cheerful and was nice to everybody. She had a lot of friends with whom she loved to play. One day her teacher told her to learn a poem to recite during the morning assembly in the school. So, the entire afternoon she tried to learn the poem. When her friends came to play she did not go out because she was busy learning the poem.

**Q.3. Introduce your friend to the class. (speaking)**

**Q.4. Complete the poem by writing rhyming words :**

Come, come, have some, fun,  
In the sky, there is .....  
Be careful lest you fall,  
While you play .....

**Q.5. Write the names of things you see in the Picture.**



- a. ....
- b. ....
- c. ....
- d. ....
- e. ....
- f. ....

**Q.6. Write five sentences about the picture above.**

---

---

---

---

---

---

---

# Document Outline

- [23-English Class VI to VIII Page\\_01](#)
- [23-English Class VI to VIII Page\\_02](#)
- [23-English Class VI to VIII Page\\_03](#)
- [23-English Class VI to VIII Page\\_04](#)
- [23-English Class VI to VIII Page\\_05](#)
- [23-English Class VI to VIII Page\\_06](#)
- [23-English Class VI to VIII Page\\_07](#)
- [23-English Class VI to VIII Page\\_08](#)
- [23-English Class VI to VIII Page\\_09](#)
- [23-English Class VI to VIII Page\\_10](#)
- [23-English Class VI to VIII Page\\_11](#)
- [23-English Class VI to VIII Page\\_12](#)
- [23-English Class VI to VIII Page\\_13](#)
- [23-English Class VI to VIII Page\\_14](#)
- [23-English Class VI to VIII Page\\_15](#)
- [23-English Class VI to VIII Page\\_16](#)