


## Lesson 6

# I'm a Mobile Phone

Let's look at the pictures:



How many of these have you seen or used? Tell your friend two things that you do with any of these things.

## Recite the poem 'I'm a Mobile Phone':

I'm a mobile phone  
Cute and small  
Don't you like me  
When I call?

Call your friends  
Play new games  
Wish your dear ones  
Store their names.



## ACTIVITIES

1. Choose words from the poem that rhyme with:

small

names

hear

\_\_\_\_\_

\_\_\_\_\_

\_\_\_\_\_

2. Work with your friend and add two more sentences to say what you can do with a mobile phone:



1. I call my friends.
2. I store names.
3. I play games.
4. I write with it.
5. I take photos.
- 6.
- 7.

**3. Arrange the letters and find out what they are:**

TOCMPUER

--	--	--	--	--	--	--	--

BIOMLE HPNOE

--	--	--	--	--	--	--	--	--	--

ELTEPHNOE

--	--	--	--	--	--	--	--	--

PSENWAPER

--	--	--	--	--	--	--	--	--	--

IRAOD

--	--	--	--	--

NETLIVOSEI

--	--	--	--	--	--	--	--	--	--

BISONGARD

--	--	--	--	--	--	--	--	--	--

GAMANIZE

--	--	--	--	--	--	--	--


TICEARDBONO

--	--	--	--	--	--	--	--	--	--

DARLENCA

--	--	--	--	--	--	--	--

#### 4. Let's read the telephonic conversation between the two friends Barun and Ajay:



☞ The teacher will help learners to play roles and practice similar conversations with friends.



5. Let's see how much we have understood and write:

- a) What are the names of the two friends?
- b) What are they going to watch?
- c) Why did Ajay call up Barun?

6. Read the following dialogues between Barun and Ajay. The dialogues are not in the correct order. Work with a friend. Put the correct number of the dialogues in the boxes. One is done for you:

<input type="text"/>	How are you, Ajay?	1	Hello, is that Ajay?
<input type="text"/>	Yes, Ajay's here.	<input type="text"/>	I'm fine. Thank you.

7. a) Barun read about the football match on the school notice board. Read it:



**Football Match**  
**M.K. Gandhi M.E. School**  
VS  
**Royal Academy**  
**Venue :** Nehru Bali Field  
**Date :** 9th September  
**Time :** 3 p.m.

7. b) Now, fill in the blanks with correct words from the notice:

- 1) A \_\_\_\_\_ is going to be held at Nehru Bali Field.
- 2) The match will be held between M.K. Gandhi M.E. School and \_\_\_\_\_.
- 3) The match will be held on \_\_\_\_\_ at \_\_\_\_\_.

**8. Ajay tried to write a few sentences about the football match that he watched. Help him to choose the correct word from the brackets and complete the sentences:**

- a) Yesterday I \_\_\_\_\_ to watch a football match. (go/went)
- b) Barun \_\_\_\_\_ with me. (come/came)
- c) We \_\_\_\_\_ the match (love/loved)
- d) Royal Academy \_\_\_\_\_ three goals. (score/scored)
- e) Royal Academy \_\_\_\_\_ the match. (win/won)

**9. Barun has also written a few sentences about the match. Rewrite them using capital letters, full stops (.), commas (,) and question marks (?) correctly:**

- a) ajay and I wanted to see a match
- b) the match was held at nehru bali field
- c) royal academy was the winner
- d) it scored three goals

**10. Anima is Barun's sister. She told Barun what she did when Barun was not at home. Write the sentences that Anima told Barun. One is done for you:**



I drew pictures  
on the computer  
screen.

**11. Read the description of the picture that Anima has drawn.**

**Read the passage and re-write the underlined words:**

Barun looked at the picture that Anima drew. It was a beautiful picture. She drew a big house, a tall tree. She also drew a red rose, a yellow marigold and a white lily. There was a small girl in a purple frock.



**12. Make one sentence each with the words “big” and “small”:**

.....

.....

**13. Handwriting:**

*A smile can bring joy to others.*

.....

.....

.....

.....

.....

.....

.....

.....

14. Sing and enjoy this poem:

### Poem of Opposites

Happy and Sad,  
Good and Bad,  
Give and take,  
Sleep and Wake.

Hot and Cold,  
Young and Old,  
Smile and Frown,  
Up and Down.

First and Last,  
Slow and Fast,  
To and Fro,  
Come and Go.

Black and White,  
Day and Night,  
Heavy and Light,  
Left and Right.

Long and Short  
Sold and Bought,  
Big and Small,  
Short and Tall.

 The teacher will help the learners to find out the opposite words in the poem.



**15. a) Write the opposite of each of the following words from the poem:**

hot –	happy –	sold –
old –	up –	left –

**15. b) Now, write at least four sentences with some of these words in your notebook:**

**16. Read and draw:**




a big house



a small house



a night sky



a day sky

## Lesson 6

### For the Teacher

Children are attracted to mobile phones. Besides enriching learners with different vocabulary related to technology and communication, this lesson will introduce learners to the various functions of a mobile phone while developing their language skills.

#### Speaking

Teachers will help learners to recite the poem “I’m a Mobile Phone” at first in groups, then in pairs and finally they will be able to recite it individually with correct pronunciation, rhyme and rhythm.

#### Reading and Writing

Teachers will help learners to read the input provided in Activities 6 and 7 with comprehension and complete the Activities 7(b) and 8 by filling in the blanks with correct words.

Activity 9 is a reading as well as a writing exercise for practice of punctuation marks.

#### Vocabulary

Vocabulary related to communication and information will be introduced in this lesson and teachers will transact the activities with innovation and practical demonstration if possible.

#### Grammar focus

Activity 8 is an exercise that deals with the simple past tense forms of verbs. This activity is a continuation of a similar exercise in Lesson 2.

In Activity 11 teachers will help learners understand the use of opposite and describing words. They are also called describing words. Learners will be told that these words tell us something more about a naming word.

In Activity 12, teachers will help learners to use words like ‘big’ and ‘small’ in sentences of their own.

#### Learning Outcomes:

##### The learner –

1. recites poems individually /in groups with correct pronunciation and intonation.
2. responds appropriately to oral messages/telephonic communication.
3. reads small texts in English with comprehension i.e. identifies main idea, details and sequence and draws conclusions in English.
4. distinguishes between simple past and simple present tenses.
5. uses punctuation such as question mark, full stop and capital letters appropriately.
6. uses meaningful short sentences in English, orally and in writing, uses a variety of nouns, pronouns, adjectives and prepositions in context as compared to previous class.
7. identifies opposites like day/night, close/open and such others.

\*\*\*