

The Train



Come on children, let's play a game

Climb aboard the chugging train!

Blow your whistles and take your seats

Onto shoulders, if you please!

Forward, backward, backward forward,

But in a line, don't run outward!

Stay in line, and shut your eyes

With open eyes, you'll nothing spy.

*Chhuk chhuk chhuk, the train is on its way
Stop Stop Stop, all the stations say!*

On roads of iron, we move to and fro,

Here come the lights, and there they go.

Across the meadows, over the hills,


Past aging farmers, temples, mills.

Past village wells and a lush green field

With broken walls, and a potato field.

*Chhuk chhuk chhuk, the train is on its way
Stop Stop Stop, all the stations say!*

Smoky clouds,
 Fairs and crowds.
 Village fairs,
 Riders on mares.
 Flocks of birds,
 Clustered huts.
 Bridges and paths,
 Dhobi ghats.
 Small tea-shops,
 Puddles and flocks.
 Chhuk chhuk chhuk, the train is on its way
 Stop Stop Stop, all the stations say !



(Extracts from the Hindi poem 'Railgadi' by
 Harendranath Chattopadhyay)



Think and Tell :

How did you like the poem ?

- * Have you ever travelled in a train ? When ?
- * Can a train move anywhere ? Why ?
- * What is meant by 'roads of iron'?



Read and Write :

- * Which places did the train pass by ? Make a list.




--	--	--

- * Which vehicles have you travelled in ?



--	--	--




Read and Understand :

During vacation all go out of station. Some go nearby where as some go far away places. Some of them are going by bus, train or aeroplane. Journey can be done in many ways. Some children shared their vacation here.

I went to my uncle who lives in Delhi. Earlier, we used to go from the railway station to his house in a . But this time it was great fun. We went by the  which went through an underground tunnel. We did not even come to know that  were running on the road above the tunnel.







It was my bua's wedding. I met many relatives. We had a good time eating, drinking and playing. *Bhaiya* came from America in an . Imagine, he came from so far but reached here in one day! Bua looked very beautiful when she was going in the .

I went to my *nani's* house in Kerala. Where she lives, there is water everywhere. From the station, we could have taken a  or a  to reach her house. Instead, we took a  straight to her house. It felt a little strange but we had fun.






We went to Shimla during the vacations. The  moved on the zig-zag roads on high mountains. It was very scary when we looked down. We had to walk long distances in Shimla. My *dadi* would get tired very quickly. We would make her ride on the . I never got tired, I enjoyed walking.

My *Masi* lives very close to our house. Whenever I feel like going to her, I quickly climb on my  and rush to her place. *Ma* and Chhotu have to take a  to go to *nani*'s house.



I went to my *mamaji*'s village. From the railway station, there is no bus going to his village. So we went in a . We crossed lush green fields on the way to the village. I loved the sounds of the bells tied around the necks of the bulls.



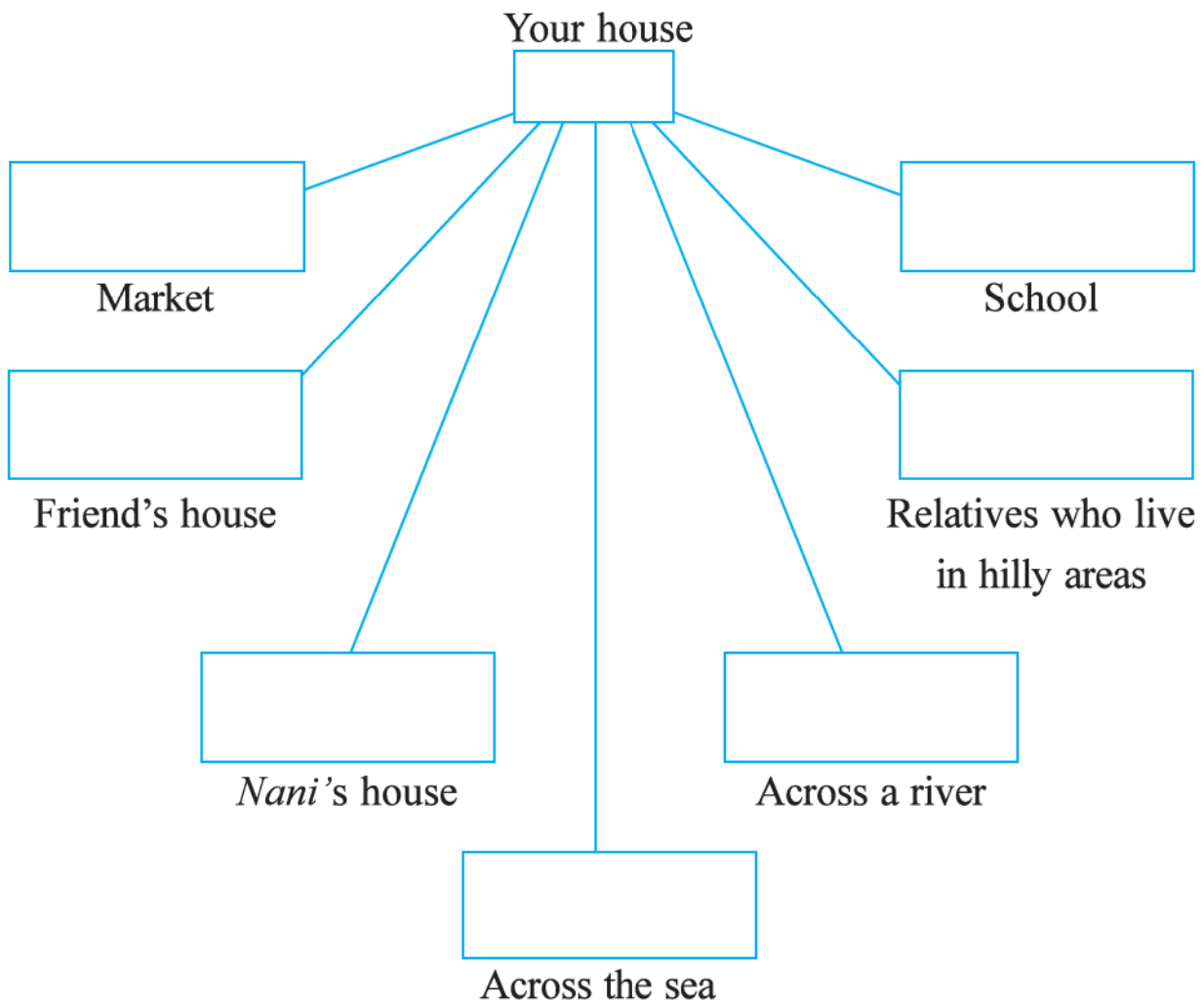
Discussions need to be initiated on caring and compassion towards animals in the surroundings.

* Which all vehicles did the children travel in ?



Think and Write :

* How would you choose to go from your house to the places written below ? Write in the box.






Children would have seen many vehicles in their real life or in films, books etc. These experiences may help in a discussion.




Vehicle


Used for

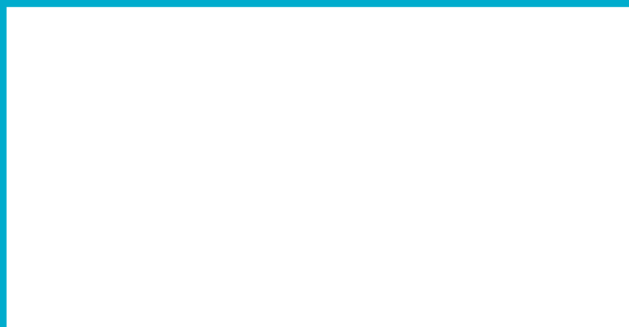


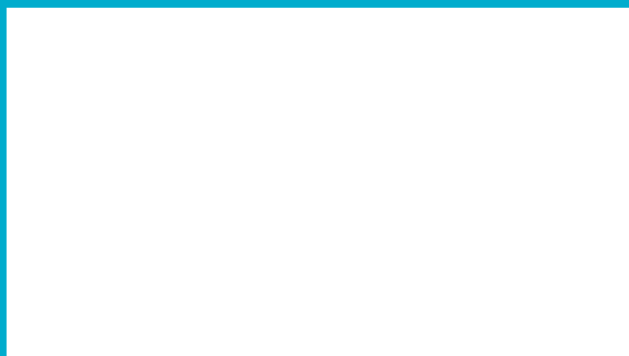
Vehicle

Used for











Names of some vehicles are given. On one side in the column write the numbers of wheels and write it's uses in other column.

Bus		<ul style="list-style-type: none">* For Travelling* For Tour* For Social work
Bullock-cart	Two wheels	
Rickshaw		
Car		
Aeroplane		
Bicycle		



Think and Tell :

- * Which kinds of vehicles are used nowadays ?
- * Which vehicles were used before twenty years ?
- * How did people used to travel, when there were no vehicles ?



Think and Write :

Whom you asked	Their answer
Mummy	<input type="text"/>
Friend	<input type="text"/>
Chacha	<input type="text"/>
Teacher	<input type="text"/>
<input type="text"/>	<input type="text"/>
<input type="text"/>	<input type="text"/>
<input type="text"/>	<input type="text"/>
<input type="text"/>	<input type="text"/>
<input type="text"/>	<input type="text"/>
<input type="text"/>	<input type="text"/>

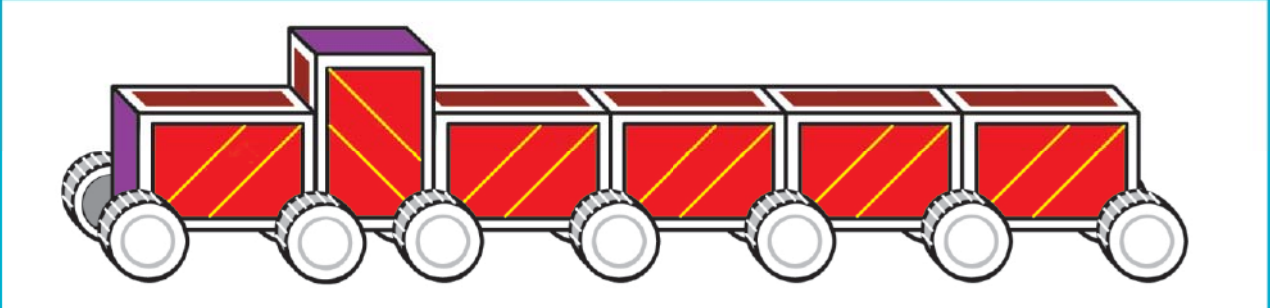


A discussion based on the information obtained from the elders will help the children to understand the changes that have come in vehicles over time. That is why in the book, children have been encouraged to ask their grandparents again and again so that they understand the changes that have taken place with time.



Your own train

With the help of the pictures make a toy-train using empty match-boxes.



If anybody makes a 'chhuk-chhuk' sound you know at once that it is being made for a train.

From the sounds given below can you tell which vehicle is it? One example is given.

Chhuk - Chhuk	<input type="text" value="Train"/>	Peep-Peep	<input type="text"/>
Pom-Pom	<input type="text"/>	Tup-Tup	<input type="text"/>
Gharr-Gharr	<input type="text"/>	Tring-Tring	<input type="text"/>

* These are the sounds of single vehicles. How does it sound when many vehicles run together on the road making different noises ? Isn't there a lot of noise ?



Think and Do :

- * Where have you heard the maximum noise ?
- * Do you like so much noise ? Why ?



To make the toy train, tins can be used in place of matchboxes. For making wheels, bottle caps or buttons can be used.



* What all can you see in the picture ?

* Which vehicles can you see in the picture ?

* What are these vehicles used for ?

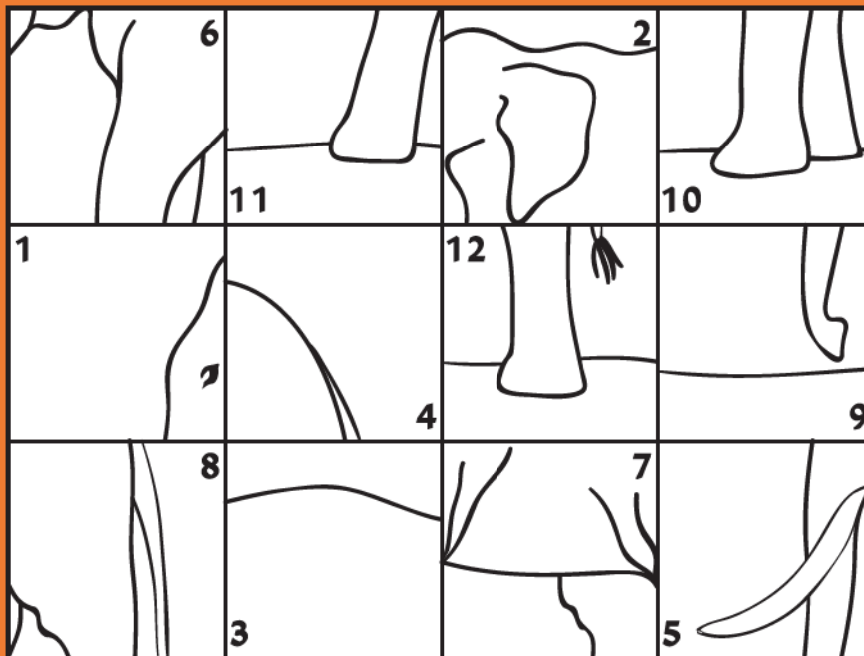


With the help of the picture a discussion can be initiated on situations requiring emergency services.

Look at the boxes in the picture on the top.

Draw them in the correct sequence in the bottom boxes

and colour. What did you get ? Write its name.



1		2	
		3	4
	6	7	8
5			
		12	
9	10	11	



Provide opportunities to do such kind of activities in groups and individually. Teacher will give guidance to draw this picture. Do direct help to draw, if necessary.