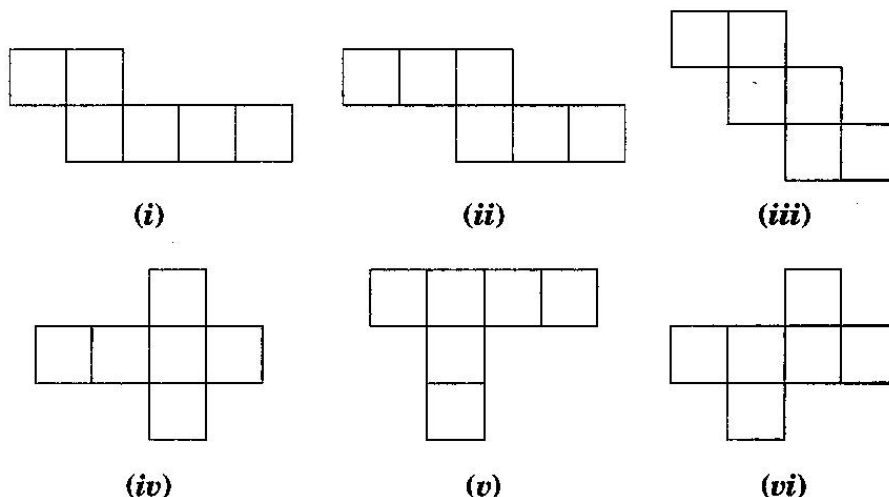


**Class -VII Mathematics (Ex. 15.1)**

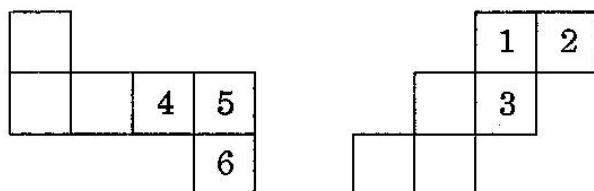
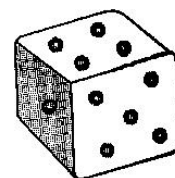
**Questions**

1. Identify the nets which can be used to make cubes (cut out copies of the nets and try it):



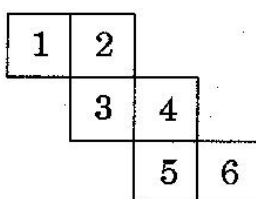
2. Dice are cubes with dots on each face. Opposite faces of a die always have a total of seven dots on them.

Here are two nets to make dice (cubes); the numbers inserted in each square indicate the number of dots in that box.




Insert suitable numbers in the blanks, remembering that the number on the opposite faces should total to 7.

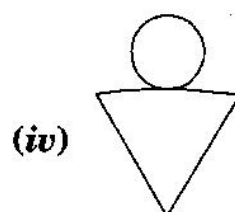
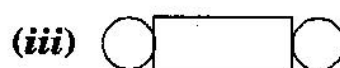
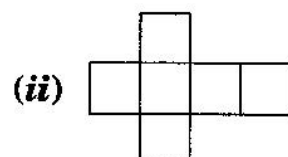
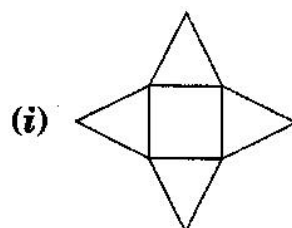
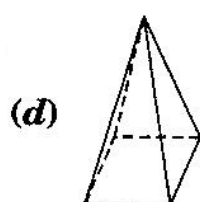
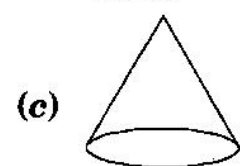
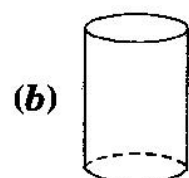
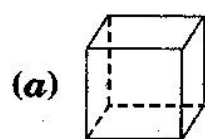
3. Can this be a net for a die? Explain your answer.



4. Here is an incomplete net for making a cube. Complete it in at least two different ways. Remember that a cube has six faces. How many faces are there in the net here? (Give two separate diagrams. If you like, you may use a squared sheet for easy manipulation.)



5. Match the nets with appropriate solids:

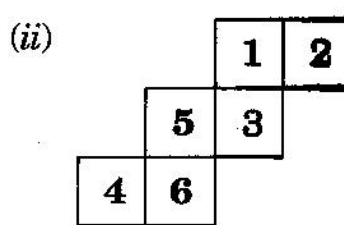
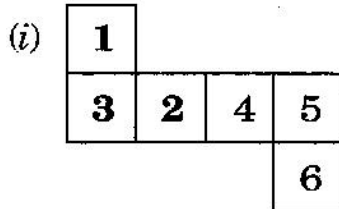


Class -VII Mathematics (Ex. 15.1)

Answers

1. Cube's nets are (ii), (iii), (iv) and (vi).

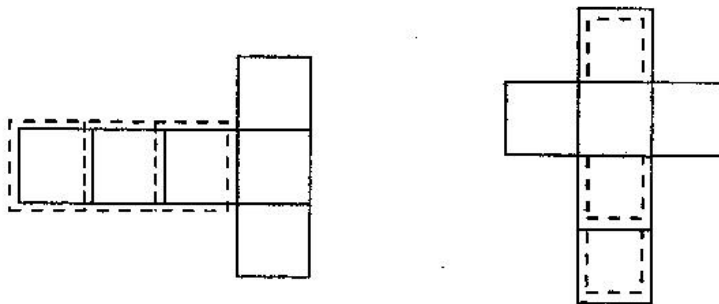
2. Sol.



3. No, this cannot be a net for a die.

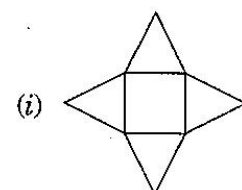
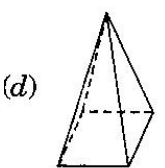
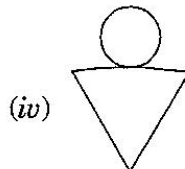
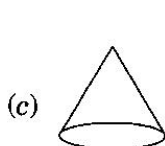
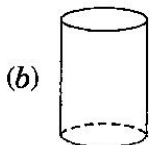
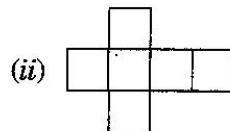
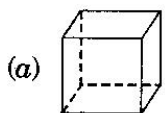
Because one pair of opposite faces will have 1 and 4 on them and another pair of opposite faces will have 3 and 6 on them whose total is not equal to 7.

4. There three faces are given:



5. Solids

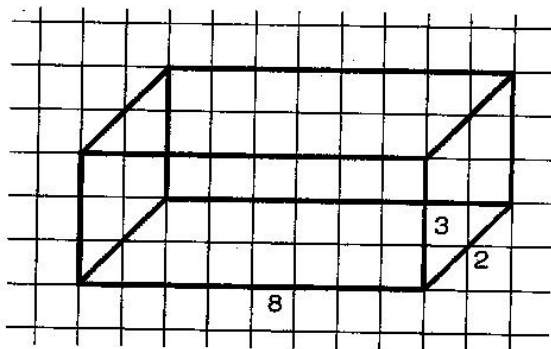
Their nets



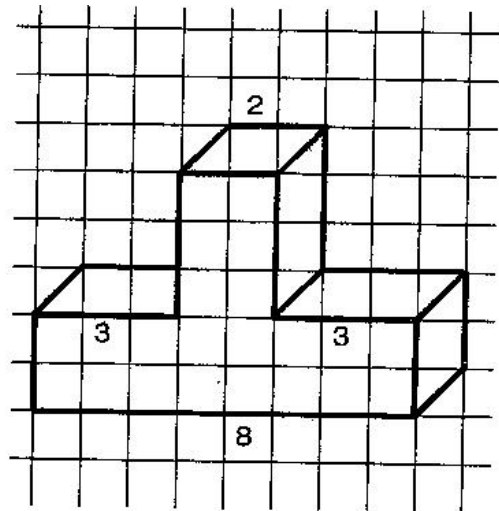
Class -VII Mathematics (Ex. 15.2)

Questions

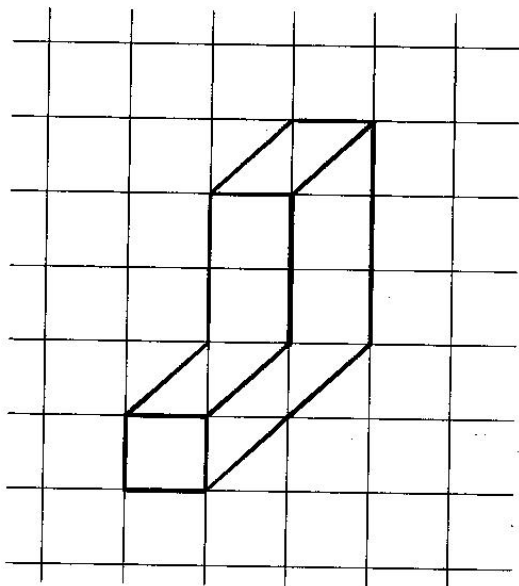
1. Use isometric dot paper and make an isometric sketch for each one of the given shapes:



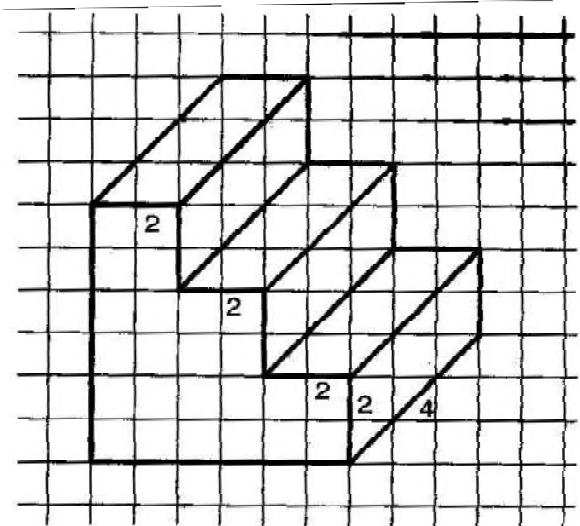
(i)



(ii)



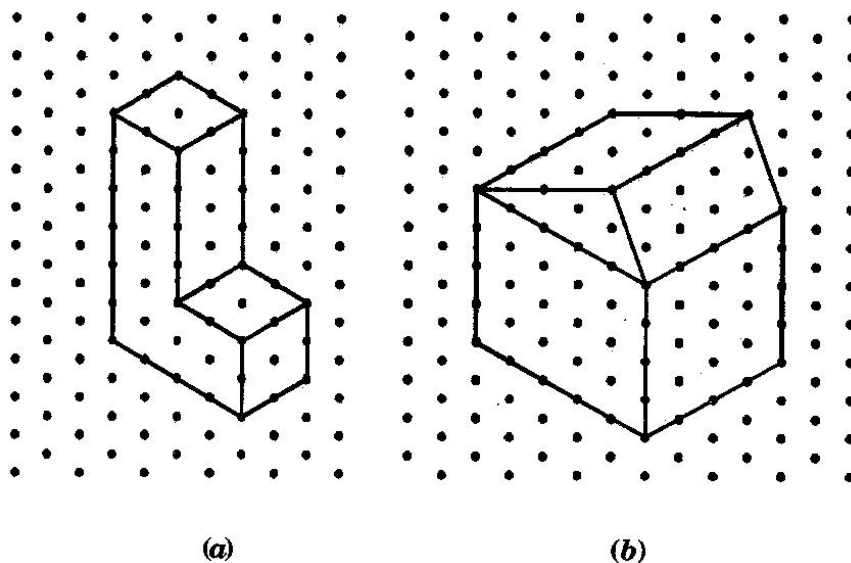
(iii)



(iv)

2. The dimensions of a cuboid are 5 cm, 3 cm and 2 cm. Draw three different isometric sketches of this cuboid.
3. Three cubes each with 2 cm edge are placed side by side to form a cuboid. Sketch an oblique or isometric sketch of this cuboid.

4. Make an oblique sketch for each one of the given isometric shapes:

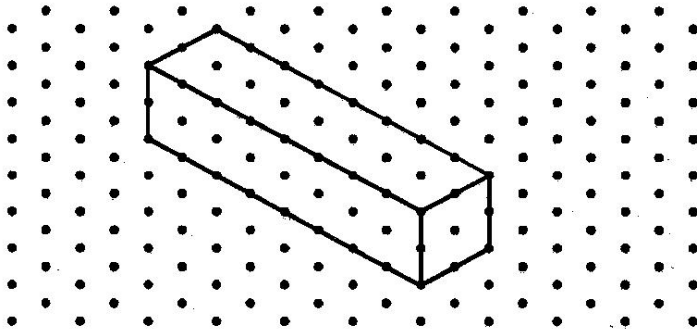


5. Give (i) an oblique sketch and (ii) an isometric sketch for each of the following:
- (a) A cuboid of dimensions 5 cm, 3 cm and 2 cm. (Is your sketch unique?)
  - (b) A cube with an edge 4 cm long.
6. An isometric sheet is attached at the end of the book. You could try to make on it some cubes or cuboids of dimensions specified by your friend.

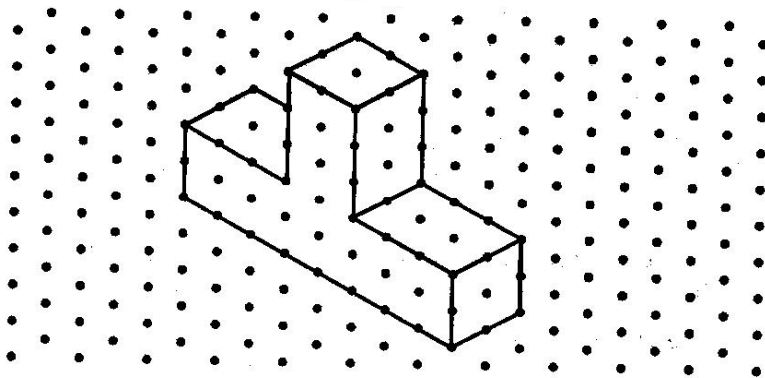
Class -VII Mathematics (Ex. 15.2)  
Answers

---

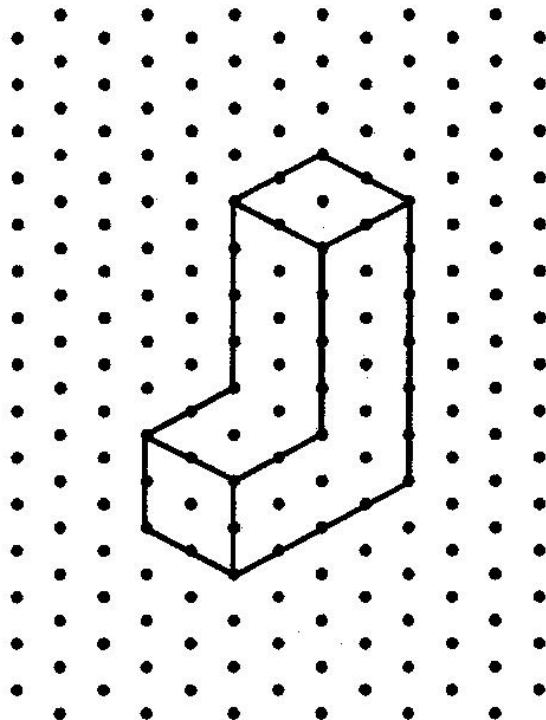
1.



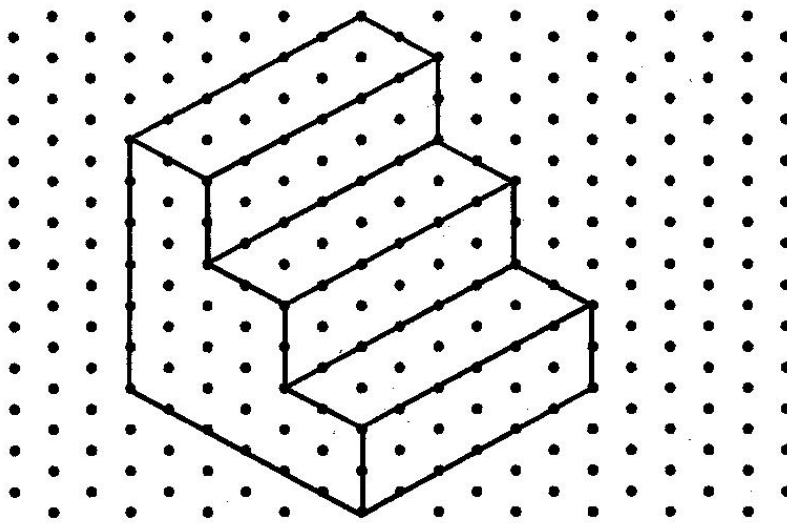
(i)



(ii)

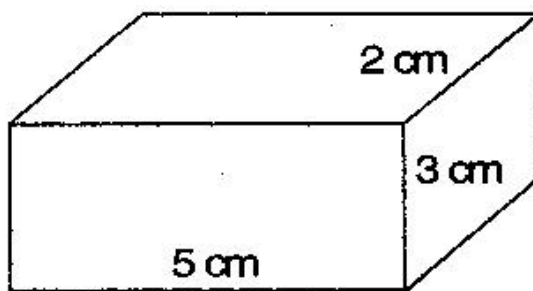


(iii)

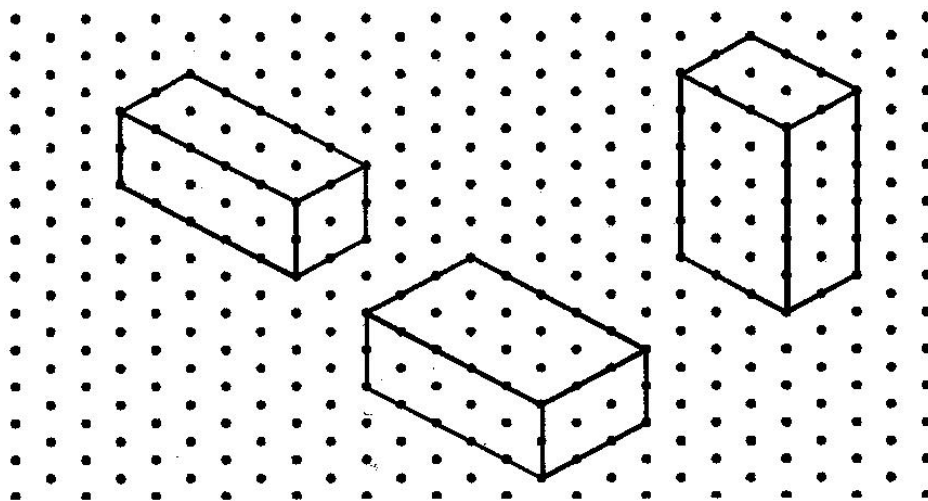


(iv)

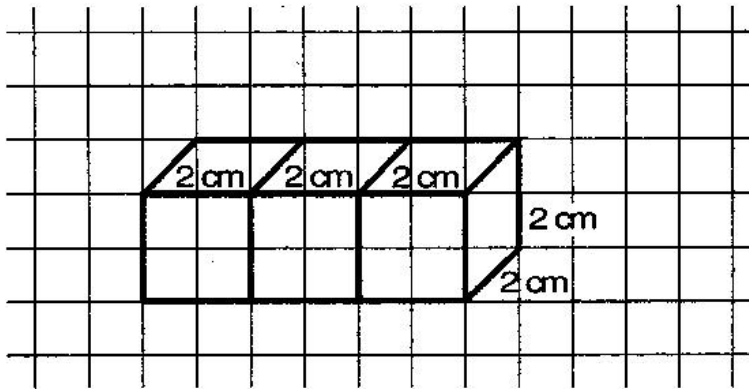
2. The dimensions of given cuboid are 5 cm, 3 cm and 2 cm:



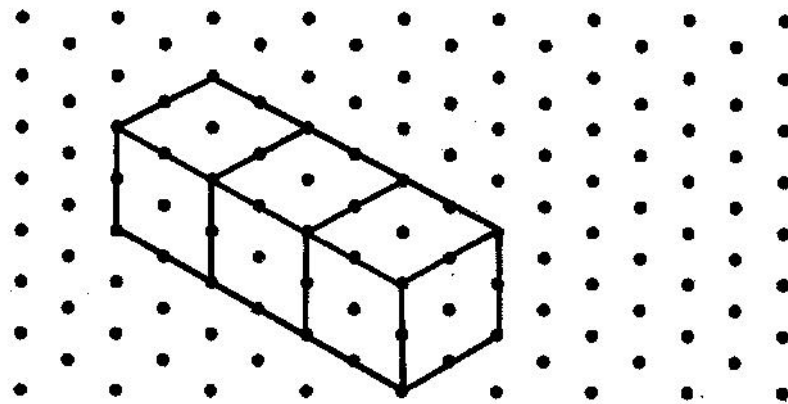
Three different isometric sketches are:



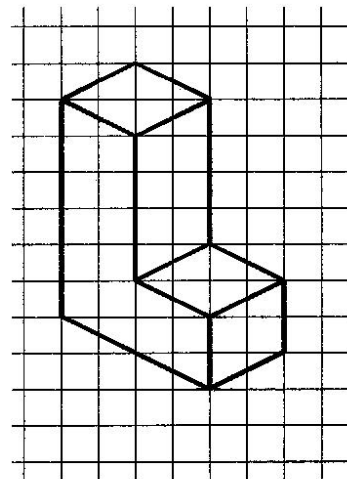
3. Oblique sketch:



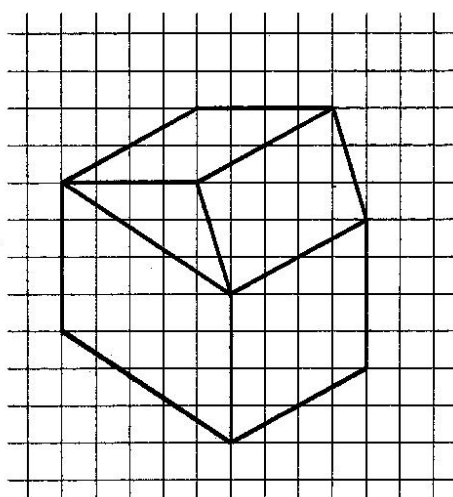
Isometric sketch



4. Oblique sketches:



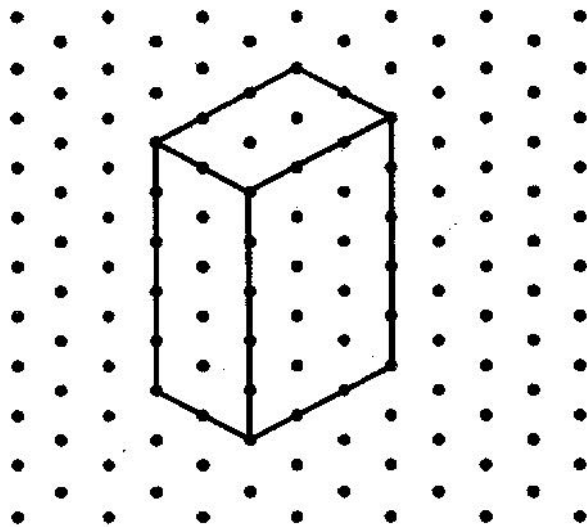
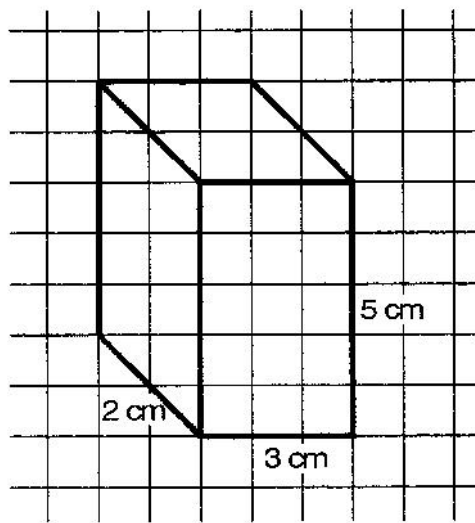
(a)



(b)

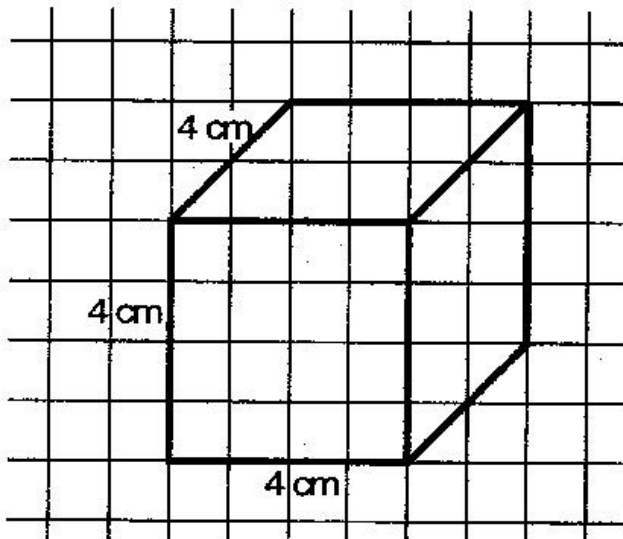
5. (a) A cuboid of dimension 5 cm, 3 cm and 2 cm.  
 (i) Oblique sketch (ii) Isometric sketch



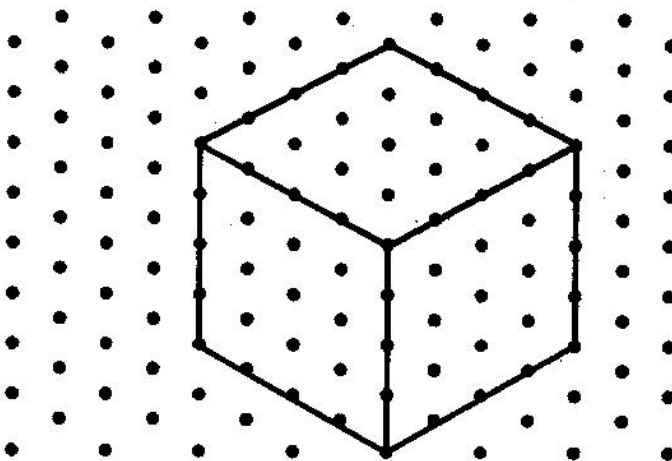


(b) A cube with an edge 4 cm long.


(i) Oblique sketch



(ii) Isometric sketch



6. Cubes and cuboids shapes on isometric sheet given below:



You can also draw more shapes of cubes and cuboids.

**Class –VII Mathematics (Ex. 15.3)**  
**Questions**

---

1. What cross-sections do you get when you give a:  
(i) vertical cut (ii) horizontal cut to the following solids?
- (a) A brick                      (b) A round apple                      (c) A die  
(d) A circular pipe              (e) An ice-cream cone.

**Class –VII Mathematics (Ex. 15.4)**  
**Questions**

---

1. A bulb is kept burning just right above the following solids. Name the shape of the shadows obtained in each case. Attempt to give a rough sketch of the shadow.  
(You may try to experiment first and then answer these questions).



**A ball**  
**(i)**




**A cylindrical pipe**  
**(ii)**



**A book**  
**(iii)**


2. Here are the shadows of some 3-D objects, when seen under the lamp of the overhead projector. Identify the solid (s) that match each shadow.  
(There may be multiple answers for these!)

A circle




**(i)**

A square



**(ii)**

A triangle



**(iii)**

A rectangle




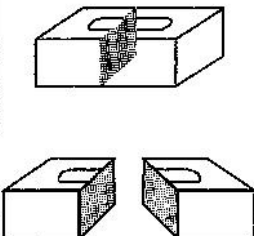
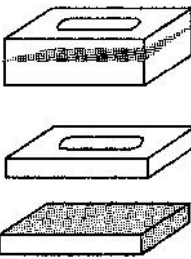

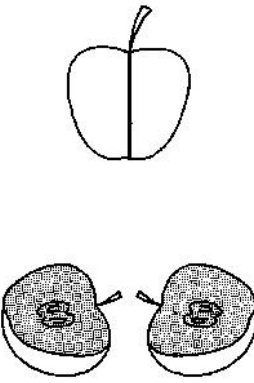

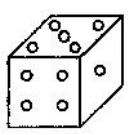
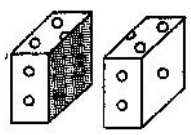
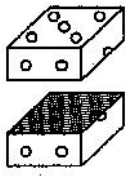




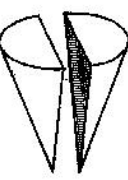

**(iv)**

3. Examine if the following are true statements:
- (i) The cube can cast a shadow in the shape of a rectangle.  
(ii) The cube can cast a shadow in the shape of a hexagon.

Class -VII Mathematics (Ex. 15.3)

Answers




1. Sol.

S.No.	Name of article	Figure	Vertical cut	Horizontal cut
(a)	A brick			
(b)	A round apple			
(c)	A die			
(d)	A circular pipe			
(e)	An ice-cream cone			





**Class –VII Mathematics (Ex. 15.4)**

**Answers**

1. Sol.

S.No.	Object	Shadow	Shape's name
(i)	A ball		Circle
(ii)	A cylindrical pipe		Line
(iii)	A book		Rectangle

2. Sol.

S. No.	Shadow	Shape's Name	3-D objects
(i)		Circle	Chapatti, Football, Disc, Plate etc.
(ii)		Square	Die, Square paper sheet, cubical magic box, Chalk box etc.
(iii)		Triangle	Ice-cream cone, Birthday cap, etc.
(iv)		Rectangle	Geometry box, Book, Table etc.

3. (i) True                      (ii) False