

Lesson 7

A Party Dress



Read what the children are saying about stories:



My grandmother
tells me stories.



My father
tells me stories
at home.



My mother
tells me stories.



My grandfather
tells me stories.



My teacher
tells me stories.



The watchman in
my school also tells
stories.




Community members
come to our school to tell
us stories.

Now, read this story “A Party Dress”:

Once upon a time there lived a very tall fat man in the city of Tiptop. His name was Petupot.


A tall fat man was resting under a tree. He was Petupot.



Mulukraj, the mayor of the city came to meet Petupot one day.

We are celebrating the foundation day of our city. I invite you to the party that day. Please come.


Thank you for your invitation. I will definitely come.




Petupot was very happy. “I must wear a new dress”, he said to himself. He visited several cloth shops but did not get a dress that fitted him well. He went to a tailor.

Look friend, I want a new party dress to wear in a party. Can you stitch one for me?


Sure, bring me a piece of cloth. I'll stitch a nice dress for you.




Petupot went to a weaver.




The tailor made a nice dress for Petupot with the piece of cloth that he had given him. Now, Petupot wanted a hat to wear and so he went to a basket maker.




He thanked the basketmaker and went to a shoemaker.



Then he went to a carpenter.



Petupot was disappointed to hear this. So he went to a boatman.




On the day of the party, Petupot reached the mayor's house before time. He was very happy. He was in his new party dress.



ACTIVITIES

1. Put a tick (✓) on the correct answers:

- (a) Who wanted to wear a new dress?
- i. Petupot
 - ii. Mulukraj
 - iii. the tailor
- (b) What did Petupot wear for a hat?
- i. an umbrella
 - ii. a basket
 - iii. a piece of cloth
- (c) For how many days did the boatman give Petupot his boats?
- i. one day
 - ii. two days
 - iii. three days
- (d) Petupot got the shoes from –
- i. the carpenter
 - ii. the boatman
 - iii. the shoemaker
- (e) Petupot was very happy because –
- i. he wanted a new dress
 - ii. the Mayor of the city invited him to a party
 - iii. everybody loved him



2. Read aloud:

city	party	happy
boatman	basket	boats
sad	shoemaker	stitch

3. Let's find out who does what:

A person who

weaves a basket is a basketmaker.

mends shoes is a cobbler.

makes shoes is a shoemaker.

makes wooden furniture is a carpenter.

is the head of a town is a Mayor.

rows a boat is a boatman.

weaves clothes is a weaver.

4. Let's read and play roles:




Will you please make a dress for me?



Yes, I will.




Can you please give me two of your boats?



Yes, I can.



Can you please make two boats for me?



No, I can't.
I'm sorry.

5. Work in small groups. Talk about each person and what they are wearing. Look at the different dresses. Which one will you wear for a marriage party? Circle it:



6. Draw dresses that your family members would wear for a marriage party:

A large, empty rectangular box with a purple border, intended for drawing dresses for a marriage party.

7. Arrange the letters to form words you have learned:

tairol pencarter

werave atbonam

8. Say as fast as you can:

Bake a cake, bake a cake baker's man

Bake me a cake as fast as you can.



9. Choose the correct option from the cloud:

sorry

thank you

- (a) What do you say when you get a new dress from your parents?
- (b) What do you say when your friends ask you for something and you are not ready to give it.

10. Complete the sentences by using "This" or "These":


_____ are boats.

_____ are Petupot's shoes. His shoes are boats.

_____ is his hat. His hat is a basket.



11. Write a few sentences about the picture. One is done for you:



- (a) The boat is made of wood.
- (b)
- (c)
- (d)
- (e)

12. Rewrite the sentences correctly:

- (a) one for me make please.
- (b) have a basket may I?
- (c) two boats for me please make will you?

13. Work in groups:

One of you show an action and ask your friend to imagine and tell you what you are doing. Examples: walking, running, jumping, sitting, crying, laughing

☞ The teacher will help the learners to write the sentences.

☞ The teacher will help the learners to play the game with words that end with -ing.