


UNIT 2

Flying Kites

What is Minu doing?



Kitty and Minu became close friends. One day they were playing under a tree. 'Kitty, you can now fly high. Don't you want to go to your mother?' Minu asked.

'Fly... Kitty... fly....' Minu held Kitty in her hands. She tossed her into the air. Kitty flew up and sat on the branch of a tree. Minu looked up at Kitty.

'Don't you want to go?' Minu asked.

Kitty flew down and sat on her arm. Minu held Kitty close to her. 'Oh! sweetie! I know you don't want to leave me. Let's go to my friends,' said Minu.

Will Kitty fly away?
How would Minu feel then?



UNIT 2

Flying Kites

Is Minu flying a kite?
Is she happy? Why?



'My kite is flying high,' Riyaz said.
'No, my yellow one is higher,' said Maya.
'But look there is another one flying above all our kites,'
Riyaz said. Everyone looked up.
'Oh! It has a colourful tail. Whose kite is that?' Dinu asked.
'It's not a kite. It's a bird,' Maya said.
'It is mine.'
'Who is that?' The friends looked back.
'Minu...! Is it yours? They asked in wonder.
'Yes, it's my Kitty.' Minu's face shone with joy.

Will Kitty stay with Minu?
Why is Kitty so happy with Minu?





Let's sing aloud.

COLOUR KITES

Red kites, blue kites, flying by
Yellow kites, green kites, sailing in the sky
They fly high and they fly low
Twirling, whirling, round they go
Red kites, blue kites, flying by
Yellow kites, green kites,
sailing in the sky.

Elizabeth Mckinnon

UNIT 2

Activity 1

Kitty has grown up into a big, colourful bird. She now looks like a rainbow. Have you seen rainbows?

Here is a rainbow song for you. Read and enjoy it.



I can name the
colours of the Rainbow.
Red, Orange, Yellow and Green
Blue, Indigo and Violet
Are seen in the rainbow.
I can find the colours in the rainbow.
Red, Orange, Yellow and Green
Blue, Indigo and Violet
Are seen in the rainbow.

Name the colours of the rainbow.

1. V _ _ l _ _

5. _ e _ _ _ w

2. _ n _ i _ _

6. _ _ a _ g _

3. _ l _ _

7. _ _ d

4. G _ _ _ _

Write the first letter of each colour in the box given below.

1

2

3

4

5


6

7



UNIT 2

Here is the picture of a bird. Colour the picture with the colours of the rainbow and describe the bird.



The bird has a yellow beak.
It has red eyes.

.....

.....

.....

.....

.....



UNIT 2

Activity 2



Mother sees a little bird in Minu’s hand.

What does mother ask Minu?

You may begin like this.

Mother: Minu, what is in your hand?

Complete their conversation.

Minu :

Mother :



UNIT 2

Activity 3

Mother gives some fruits to Minu and Kitty. Let's see what they talk.

Minu, what
do you want
to eat?

What
does
your Kitty
want?



apple
and orange

nuts
and mango

We see Minu's friends in the pictures given below. You can choose any two fruits from the plate for each of them. Write the names of the fruits selected.



papaya and
pineapple



.....

.....



.....

.....



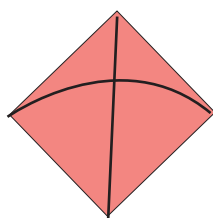
UNIT 2

Activity 4

Let's Make a Kite



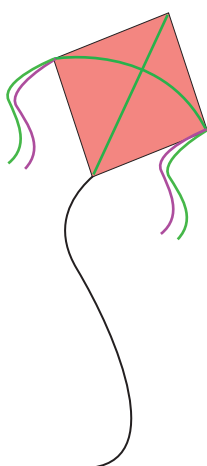
Take a square shaped colour paper.



Take a splinter and bend it. Place it on the paper as shown in the picture.

Fix the two ends of the stick using a tape.

Take another splinter, place it across the first one as shown in the picture.



Cut tails from the coloured papers. Paste the tails on the edges of the sticks. Join them with another long string from the middle, as shown in the picture. Take a roll of strong string. Tie one end to the kite. Loosen the roll as the kite flies.

Your kite is ready.

Now, you can fly your kite.





UNIT 2

ACTIVITY 5

Collect pictures of birds. Identify them and write down their names.
Draw and colour the bird you like the most.
Describe the bird (its colour, size and features).




UNIT 2

I can identify the events in the story.

I can arrange the events as in the story.

I Know

Minu fed Kitty with nuts and fruits.
The children were flying kites.
Kitty flew above all the kites.
Minu was happy with Kitty.
Minu saw a little bird.
Minu tossed Kitty up in the sky.



UNIT 2

My learner can

identify the colours of the rainbow.

colour the picture of a bird following the given instructions.

describe a bird based on its features and draw it.

use the word 'and' to combine two describing words or objects.

do simple papercraft following instructions.

identify and use describing words in meaningful contexts.


interact within groups while involving in group activities.

write and present simple conversation in meaningful contexts.

undertake a project on the birds around us.

read and enjoy simple stories.

recite/sing songs and poems with proper rhythm and actions.



The Mother Tree



UNIT 3

The Mother Tree

Where are the sparrows?
What are they doing?
What time of the day is it?



‘Good morning little birds!’
The neem tree greeted the sparrows.
‘What a wonderful morning! Look out.’
The neem tree shook its branches.
‘Kee... kee... kee....’ The birds peeped out of their nest.
The sun’s bright rays touched the green leaves.

Where is the Mother sparrow?



UNIT 3

The Mother Tree

What is the Mother sparrow doing?



'I am hungry.'

'Me too... me too....'

The little sparrows cried together.

'I am going to fetch some fruits,' Mother sparrow said.

'Neem tree...! Neem tree...!'

My children are alone. I may be late.

Please take care of my children,' she requested.

'Oh sure, I'll take care of them.'

The neem tree nodded its branches.

What did the Mother sparrow say to the neem tree?

Where will the Mother sparrow get fruits from?



UNIT 3

The Mother Tree

Where is the Mother sparrow now?



‘What a nice valley!
Ripe fruits! Red and yellow.
Many trees, tall and short!
Beautiful birds and butterflies!
Ah! Red cherries!’
Mother sparrow flew towards the cherry tree.

What did she see there?
Do you like cherries? Why?
Did you like the place? Why?



UNIT 3

The Mother Tree

Who are there in the picture?
What are the birds and insects doing?



Mother sparrow sat on a branch.
It was full of red, ripe cherries.
'Yum...Yum....' She swallowed a red cherry.
'Yum...Yum... How sweet it is!' The parrot said.
'Let me take some cherries for my children.' Mother sparrow
plucked a bunch of cherries.

Is the Mother sparrow happy? Why?
Why did the Mother sparrow pluck a bunch of cherries?



UNIT 3

The Mother Tree

What does the Mother sparrow see?



‘SMOKE....! Clouds of smoke! Where is it coming from?
What is happening there?’

Mother sparrow looked around.

Parrots are flying away in fear!

Animals are running here and there.

Eagles are screaming and moving around in the sky.

Fire...! Fire...!

Mother sparrow heard the cry of birds and animals.

What will the Mother sparrow do?
What are the animals and birds doing?
Are you afraid of fire? Why?



What is the Mother sparrow doing?



'Fire...! Fire...! Everywhere.
It will swallow everything. Oh, my little children!
They can't fly.... How can I save my children?'
Mother sparrow cried aloud. She rushed towards
the neem tree.

Will Mother sparrow fly above the fire?
Is there anyone to save the little sparrows?



UNIT 3

The Mother Tree

What will the neem tree ask the fire to do?



The fire grabbed the neem tree with its red hot hands.
'It's so hot. I am burning. Ah! I can't bear it.' The fire began to eat up the tree. The flames climbed up and up.
'Kee... kee... kee....' The birds in the nest cried aloud.
'Poor little birds. How can I save them?' the tree thought.
'Oh fire, take me, leave the little ones!' The neem tree begged to the fire.
'Sorry... I can't stop burning.'
The fire grew stronger and stronger.

If you were the tree what would you say?
Is there anyone to help the tree and the sparrows?



UNIT 3

The Mother Tree

Who comes near the neem tree?
What does the tree ask the wind?



'Oh! The wind is blowing this way.
Will it help me?' The neem tree looked at the wind
hopefully.
'Mighty wind, please help me. Save the little birds from the
fire.' The neem tree begged to the wind.
The wind blew and blew.
The flames grew taller and taller.
'Sorry dear, I can't help you, but I think my friends can.
I'll bring them soon,' said the wind and blew away.

Why did the wind blow away?
Why can't the wind stop the fire?



UNIT 3

The Mother Tree

Whom did the wind bring?



‘Oh! The wind is coming back with dark clouds.’
The neem tree looked up.
The dark clouds were moving one after the other.
They moved faster towards the neem tree.
‘Will the clouds stop the fire?
Will they save the little birds?’
The neem tree looked hopefully at the clouds.

Why did the neem tree look hopefully at the clouds?
How will the clouds help the neem tree?
What will happen to the fire?



UNIT 3

The Mother Tree

Is the tree happy now? Why?



A cool breeze touched the neem tree.
Rain started pouring down from the dark clouds.
Raindrops fell on the leaves of the neem tree.
Water was flowing down the branches.
The flames became shorter and shorter.
The rain put out the fire.
'My dear rain, you healed my burns.'
The tree swayed its branches.
'Ah! The dark clouds saved us.'

What will the little birds do?
Will they see their mother?
Where is the Mother sparrow now?



UNIT 3

The Mother Tree

What is the bird telling the wind and the clouds?



'Children, my children, where are you?'

Mother sparrow flew towards the neem tree.

'Kee... kee... kee...'

The Mother sparrow heard the cry of the little sparrows.
She went to the nest and hugged her little ones.

'You saved my children. Thank you dear neem tree,' the
mother bird said.

'No my dear, the clouds saved your children.'

The Mother sparrow looked at the smiling clouds.

'Not me.... the wind brought me here.'

The cloud smiled and moved away.

Did you like the story?
Who do you like the most?



TREES

Neem, Peepal, Banyan,
Coconut, Mango, Banana,
Tamarind, Gulmohar,
Eucalyptus, Ashoka.
(Neem, Peepal..)

Trees short, trees tall,
Trees large, trees small,
Trees are homes
For birds and bees
Trees dance sway
In the breeze.
(Neem, Peepal..)

Trees lush, Trees bare,
Trees cool and clean the air,
Plant trees everywhere
For trees are precious
Friends rare.
(Neem, Peepal..)

UNIT 3

Activity 1

Did you enjoy reading the story?


Here are some pictures related to the story. They are in a jumbled order.

Put them in the right order. You may number them too. Select suitable events from the list given below. Write them in the boxes given below.



- The Mother sparrow is plucking a bunch of cherries.
- The birds are peeping out of the nest.
- Smoke is rising at a distance.
- The fire is eating up the neem tree.





UNIT 3

Activity 2


The little sparrow went to the valley. She saw many fruits there. The names of the fruits are hidden in the magic square given below. Find them out and list them down. Draw their pictures and colour them.

P	C	O	A	E	D
L	G	R	A	P	E
U	B	A	N	A	R
M	A	N	G	O	K
D	P	G	O	B	D
C	H	E	R	R	Y

.....

.....





UNIT 3

.....

.....

.....

Which fruit do you like the most?
Write a few sentences about it.

I like _____.

It is _____.

_____.

_____.



UNIT 3

Activity 3

Look at the picture of a tree given below.

The tree is the home of many creatures.

Identify the animals from the picture that live on trees. There are some sentences in the box below. Select the suitable sentences and write them in the yellow boxes.

Draw the picture of an animal or creature that lives on trees. Write a sentence about it. Draw arrows as shown in the first yellow box.



A monkey is on the branch of the tree.

- A nest is on the branch of the tree.
- A worm is on the leaf of the tree.
- A monkey is on the branch of the tree.
- A squirrel is on the tree.



UNIT 3

Activity 4

Look at the picture. The forest is on fire.
Which animals and birds are there in the picture?
Can you see an eagle in it?



Read the thoughts of the eagle given below.

I looked down. Smoke! It is growing bigger and bigger.
Fire! The flames are rising higher and higher. They are eating up
the trees and the grass. The animals and birds are crying. Their cries
are becoming louder and louder.

What are the animals and the birds doing?
Select the words from the box given below and complete the
sentences.

crawling, jumping, flying, walking, hopping


- The parrots are
- The elephants are
- The snake is
- The monkeys are
- The rabbit is



UNIT 3

Activity 5

Children, would you like to know what happened to the forest after the fire?



Read the paragraph and complete it using the words given in the box below.

**bigger and bigger, larger and larger, higher and higher,
taller and taller, deeper and deeper**

Days passed. It started to rain. The trees became taller and taller. The neem tree was again full of green leaves.

Day by day the leaves grew

The vines crept..... The ponds were filled with water and became..... The little birds grew.....

The birds and animals were happy thereafter.



UNIT 3

Activity 6


'The fire rose higher and higher. The hot flames reached near the nest. The little birds woke up. They looked out of the nest. 'Mother... mother...', they cried aloud. But Mother sparrow had not yet returned. The little birds were afraid. What did they think? Write the thoughts of the little birds.



Thoughts of the little birds

Mother is not here.
.....
.....
.....
.....





UNIT 3

Activity 7

The wind went to call the clouds for help.

What did he say to the clouds? What was the clouds' reply?

Write the conversation between the wind and the cloud.



Oh friends, please come with me.



.....?



To the forest.



What happened there?



.....



.....



.....



UNIT 3


PROJECT

There are so many trees around us. Name some of them.


Collect the leaves of trees and write their names. You can make a leaf album out of that.



.....




.....




.....

Draw the pictures of leaves and write the names of trees.



.....



.....



UNIT 3

Baby bird



One day Manu and Ammu were playing near their house.



Manu caged the bird. He kept the cage near the front window.



The father bird and the mother bird flew to the cage.



The mother bird and the father bird came with their friends.



UNIT 3



The birds flew up with the cage. They saw a rat hole near a bush.



They kept the cage near the rat hole. A rat came out from the hole.



The rat cut the cage with its sharp teeth.



The little bird came out of the cage. It flew up. The birds thanked the rat and gave some cherries.



UNIT 3


I Know

I know the characters in the story. I can draw them. I can understand their feelings. I can match the characters with their dialogues.



Wind

'Oh, Fire! Eat me....leave the little ones'
'Sorry,I can't stop burning.'
'I'll bring my friend soon.'
'The wind brought me here.'
'Please take care of my children.'
'We are hungry.'
'Fire...fire'



Little sparrows



Neem tree



Mother sparrow



Clouds



UNIT 3

My learner can

identify the characters related to nature such as tree, fire, wind, cloud, rain, etc.	
identify the names of fruits.	
express likes and dislikes and justify them.	
identify the creatures who live on trees.	
identify the names of trees and plants in their surroundings.	
sing the given song and participate in choreography.	
use action words like 'crawling', 'jumping', 'flying', 'running', etc. in different meaningful situations.	
imagine and write the thoughts and feelings of characters in the story.	
describe things by specifying their colour, size, taste, etc.	
read and enjoy simple graphic stories.	
undertake simple project work to make a leaf album.	

