

PUZZLER

The *Spirit of Akron* is an airship that is more than 60 m long. When it is parked at an airport, one person can easily support it overhead using a single hand. Nonetheless, it is impossible for even a very strong adult to move the ship abruptly. What property of this huge airship makes it very difficult to cause any sudden changes in its motion? (Courtesy of Edward E. Ogden)

web

For more information about the airship, visit <http://www.goodyear.com/us/blimp/index.html>



chapter

5

The Laws of Motion

Chapter Outline

- | | |
|---|---|
| 5.1 The Concept of Force | 5.5 The Force of Gravity and Weight |
| 5.2 Newton's First Law and Inertial Frames | 5.6 Newton's Third Law |
| 5.3 Mass | 5.7 Some Applications of Newton's Laws |
| 5.4 Newton's Second Law | 5.8 Forces of Friction |

In Chapters 2 and 4, we described motion in terms of displacement, velocity, and acceleration without considering what might cause that motion. What might cause one particle to remain at rest and another particle to accelerate? In this chapter, we investigate what causes changes in motion. The two main factors we need to consider are the forces acting on an object and the mass of the object. We discuss the three basic laws of motion, which deal with forces and masses and were formulated more than three centuries ago by Isaac Newton. Once we understand these laws, we can answer such questions as “What mechanism changes motion?” and “Why do some objects accelerate more than others?”

5.1 THE CONCEPT OF FORCE

Everyone has a basic understanding of the concept of force from everyday experience. When you push your empty dinner plate away, you exert a force on it. Similarly, you exert a force on a ball when you throw or kick it. In these examples, the word *force* is associated with muscular activity and some change in the velocity of an object. Forces do not always cause motion, however. For example, as you sit reading this book, the force of gravity acts on your body and yet you remain stationary. As a second example, you can push (in other words, exert a force) on a large boulder and not be able to move it.

What force (if any) causes the Moon to orbit the Earth? Newton answered this and related questions by stating that forces are what cause any change in the velocity of an object. Therefore, if an object moves with uniform motion (constant velocity), no force is required for the motion to be maintained. The Moon’s velocity is not constant because it moves in a nearly circular orbit around the Earth. We now know that this change in velocity is caused by the force exerted on the Moon by the Earth. Because only a force can cause a change in velocity, we can think of force as *that which causes a body to accelerate*. In this chapter, we are concerned with the relationship between the force exerted on an object and the acceleration of that object.

What happens when several forces act simultaneously on an object? In this case, the object accelerates only if the net force acting on it is not equal to zero. The **net force** acting on an object is defined as the vector sum of all forces acting on the object. (We sometimes refer to the net force as the *total force*, the *resultant force*, or the *unbalanced force*.) **If the net force exerted on an object is zero, then the acceleration of the object is zero and its velocity remains constant.** That is, if the net force acting on the object is zero, then the object either remains at rest or continues to move with constant velocity. When the velocity of an object is constant (including the case in which the object remains at rest), the object is said to be in **equilibrium**.

When a coiled spring is pulled, as in Figure 5.1a, the spring stretches. When a stationary cart is pulled sufficiently hard that friction is overcome, as in Figure 5.1b, the cart moves. When a football is kicked, as in Figure 5.1c, it is both deformed and set in motion. These situations are all examples of a class of forces called *contact forces*. That is, they involve physical contact between two objects. Other examples of contact forces are the force exerted by gas molecules on the walls of a container and the force exerted by your feet on the floor.

Another class of forces, known as *field forces*, do not involve physical contact between two objects but instead act through empty space. The force of gravitational attraction between two objects, illustrated in Figure 5.1d, is an example of this class of force. This gravitational force keeps objects bound to the Earth. The plan-

A body accelerates because of an external force

Definition of equilibrium

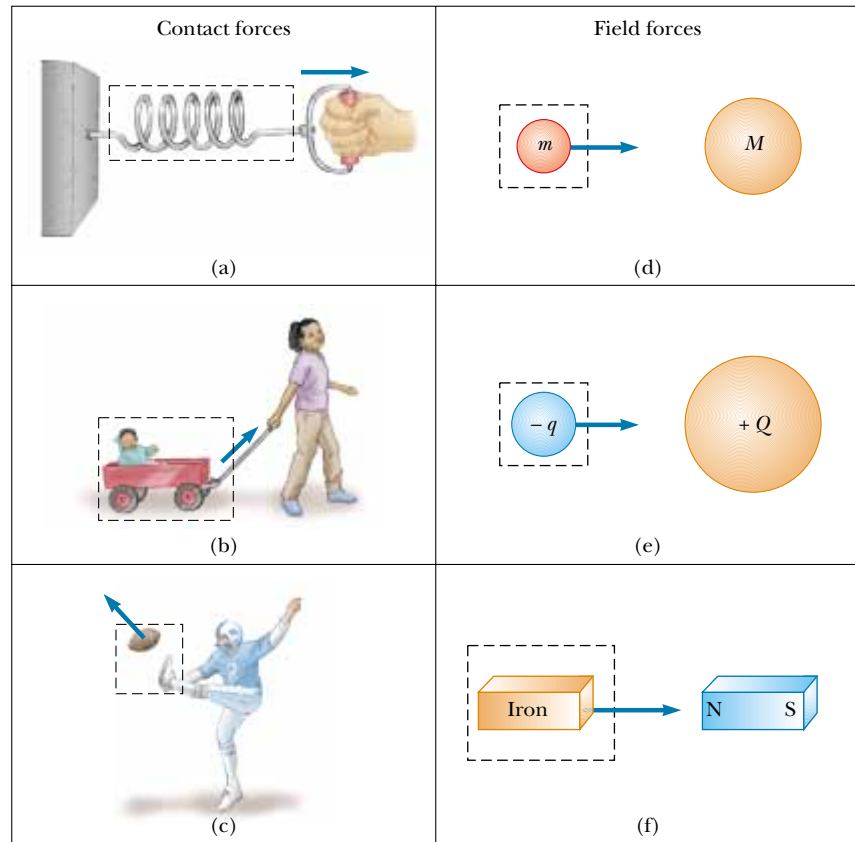


Figure 5.1 Some examples of applied forces. In each case a force is exerted on the object within the boxed area. Some agent in the environment external to the boxed area exerts a force on the object.

ets of our Solar System are bound to the Sun by the action of gravitational forces. Another common example of a field force is the electric force that one electric charge exerts on another, as shown in Figure 5.1e. These charges might be those of the electron and proton that form a hydrogen atom. A third example of a field force is the force a bar magnet exerts on a piece of iron, as shown in Figure 5.1f. The forces holding an atomic nucleus together also are field forces but are very short in range. They are the dominating interaction for particle separations of the order of 10^{-15} m.

Early scientists, including Newton, were uneasy with the idea that a force can act between two disconnected objects. To overcome this conceptual problem, Michael Faraday (1791–1867) introduced the concept of a *field*. According to this approach, when object 1 is placed at some point P near object 2, we say that object 1 interacts with object 2 by virtue of the gravitational field that exists at P . The gravitational field at P is created by object 2. Likewise, a gravitational field created by object 1 exists at the position of object 2. In fact, all objects create a gravitational field in the space around themselves.

The distinction between contact forces and field forces is not as sharp as you may have been led to believe by the previous discussion. When examined at the atomic level, all the forces we classify as contact forces turn out to be caused by

electric (field) forces of the type illustrated in Figure 5.1e. Nevertheless, in developing models for macroscopic phenomena, it is convenient to use both classifications of forces. The only known *fundamental* forces in nature are all field forces: (1) gravitational forces between objects, (2) electromagnetic forces between electric charges, (3) strong nuclear forces between subatomic particles, and (4) weak nuclear forces that arise in certain radioactive decay processes. In classical physics, we are concerned only with gravitational and electromagnetic forces.

Measuring the Strength of a Force

It is convenient to use the deformation of a spring to measure force. Suppose we apply a vertical force to a spring scale that has a fixed upper end, as shown in Figure 5.2a. The spring elongates when the force is applied, and a pointer on the scale reads the value of the applied force. We can calibrate the spring by defining the unit force \mathbf{F}_1 as the force that produces a pointer reading of 1.00 cm. (Because force is a vector quantity, we use the bold-faced symbol \mathbf{F} .) If we now apply a different downward force \mathbf{F}_2 whose magnitude is 2 units, as seen in Figure 5.2b, the pointer moves to 2.00 cm. Figure 5.2c shows that the combined effect of the two collinear forces is the sum of the effects of the individual forces.

Now suppose the two forces are applied simultaneously with \mathbf{F}_1 downward and \mathbf{F}_2 horizontal, as illustrated in Figure 5.2d. In this case, the pointer reads $\sqrt{5} \text{ cm} = 2.24 \text{ cm}$. The single force \mathbf{F} that would produce this same reading is the sum of the two vectors \mathbf{F}_1 and \mathbf{F}_2 , as described in Figure 5.2d. That is, $|\mathbf{F}| = \sqrt{F_1^2 + F_2^2} = 2.24 \text{ units}$, and its direction is $\theta = \tan^{-1}(-0.500) = -26.6^\circ$. **Because forces are vector quantities, you must use the rules of vector addition to obtain the net force acting on an object.**

QuickLab

Find a tennis ball, two drinking straws, and a friend. Place the ball on a table. You and your friend can each apply a force to the ball by blowing through the straws (held horizontally a few centimeters above the table) so that the air rushing out strikes the ball. Try a variety of configurations: Blow in opposite directions against the ball, blow in the same direction, blow at right angles to each other, and so forth. Can you verify the vector nature of the forces?

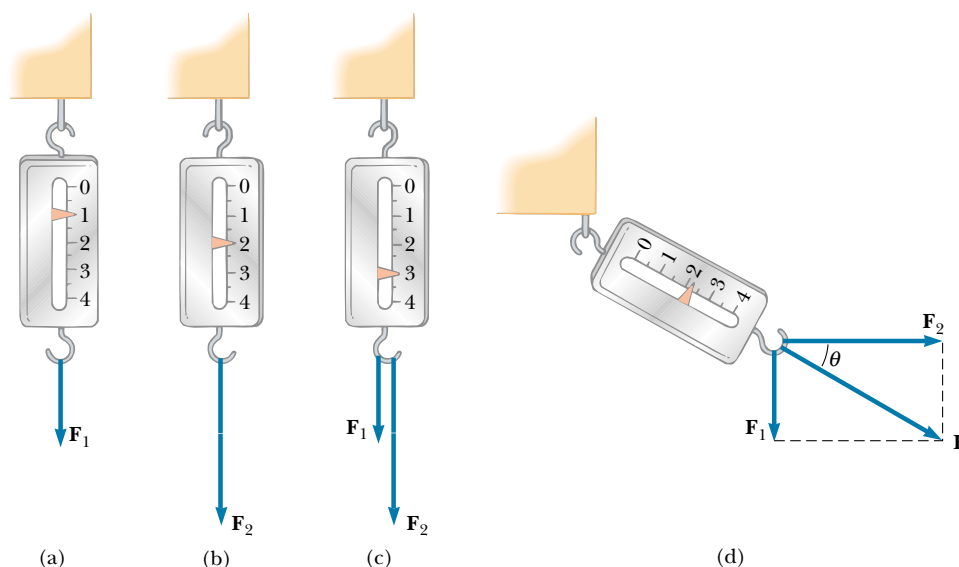


Figure 5.2 The vector nature of a force is tested with a spring scale. (a) A downward force \mathbf{F}_1 elongates the spring 1 cm. (b) A downward force \mathbf{F}_2 elongates the spring 2 cm. (c) When \mathbf{F}_1 and \mathbf{F}_2 are applied simultaneously, the spring elongates by 3 cm. (d) When \mathbf{F}_1 is downward and \mathbf{F}_2 is horizontal, the combination of the two forces elongates the spring $\sqrt{1^2 + 2^2} \text{ cm} = \sqrt{5} \text{ cm}$.

5.2 NEWTON'S FIRST LAW AND INERTIAL FRAMES



Before we state Newton's first law, consider the following simple experiment. Suppose a book is lying on a table. Obviously, the book remains at rest. Now imagine that you push the book with a horizontal force great enough to overcome the force of friction between book and table. (This force you exert, the force of friction, and any other forces exerted on the book by other objects are referred to as *external forces*.) You can keep the book in motion with constant velocity by applying a force that is just equal in magnitude to the force of friction and acts in the opposite direction. If you then push harder so that the magnitude of your applied force exceeds the magnitude of the force of friction, the book accelerates. If you stop pushing, the book stops after moving a short distance because the force of friction retards its motion. Suppose you now push the book across a smooth, highly waxed floor. The book again comes to rest after you stop pushing but not as quickly as before. Now imagine a floor so highly polished that friction is absent; in this case, the book, once set in motion, moves until it hits a wall.

Before about 1600, scientists felt that the natural state of matter was the state of rest. Galileo was the first to take a different approach to motion and the natural state of matter. He devised thought experiments, such as the one we just discussed for a book on a frictionless surface, and concluded that it is not the nature of an object to stop once set in motion: rather, it is its nature to *resist changes in its motion*. In his words, "Any velocity once imparted to a moving body will be rigidly maintained as long as the external causes of retardation are removed."

This new approach to motion was later formalized by Newton in a form that has come to be known as **Newton's first law of motion**:

In the absence of external forces, an object at rest remains at rest and an object in motion continues in motion with a constant velocity (that is, with a constant speed in a straight line).

In simpler terms, we can say that **when no force acts on an object, the acceleration of the object is zero**. If nothing acts to change the object's motion, then its velocity does not change. From the first law, we conclude that any *isolated object* (one that does not interact with its environment) is either at rest or moving with constant velocity. The tendency of an object to resist any attempt to change its velocity is called the **inertia** of the object. Figure 5.3 shows one dramatic example of a consequence of Newton's first law.

Another example of uniform (constant-velocity) motion on a nearly frictionless surface is the motion of a light disk on a film of air (the lubricant), as shown in Figure 5.4. If the disk is given an initial velocity, it coasts a great distance before stopping.

Finally, consider a spaceship traveling in space and far removed from any planets or other matter. The spaceship requires some propulsion system to change its velocity. However, if the propulsion system is turned off when the spaceship reaches a velocity \mathbf{v} , the ship coasts at that constant velocity and the astronauts get a free ride (that is, no propulsion system is required to keep them moving at the velocity \mathbf{v}).

Inertial Frames

As we saw in Section 4.6, a moving object can be observed from any number of reference frames. Newton's first law, sometimes called the *law of inertia*, defines a special set of reference frames called *inertial frames*. **An inertial frame of reference**

QuickLab

Use a drinking straw to impart a strong, short-duration burst of air against a tennis ball as it rolls along a tabletop. Make the force perpendicular to the ball's path. What happens to the ball's motion? What is different if you apply a continuous force (constant magnitude and direction) that is directed along the direction of motion?

Newton's first law

Definition of inertia

Definition of inertial frame



Figure 5.3 Unless a net external force acts on it, an object at rest remains at rest and an object in motion continues in motion with constant velocity. In this case, the wall of the building did not exert a force on the moving train that was large enough to stop it.



Isaac Newton English physicist and mathematician (1642–1727)

Isaac Newton was one of the most brilliant scientists in history. Before the age of 30, he formulated the basic concepts and laws of mechanics, discovered the law of universal gravitation, and invented the mathematical methods of calculus. As a consequence of his theories, Newton was able to explain the motions of the planets, the ebb and flow of the tides, and many special features of the motions of the Moon and the Earth. He also interpreted many fundamental observations concerning the nature of light. His contributions to physical theories dominated scientific thought for two centuries and remain important today. (Giraudon/Art Resource)

is one that is not accelerating. Because Newton's first law deals only with objects that are not accelerating, it holds only in inertial frames. Any reference frame that moves with constant velocity relative to an inertial frame is itself an inertial frame. (The Galilean transformations given by Equations 4.20 and 4.21 relate positions and velocities between two inertial frames.)

A reference frame that moves with constant velocity relative to the distant stars is the best approximation of an inertial frame, and for our purposes we can consider planet Earth as being such a frame. The Earth is not really an inertial frame because of its orbital motion around the Sun and its rotational motion about its own axis. As the Earth travels in its nearly circular orbit around the Sun, it experiences an acceleration of about $4.4 \times 10^{-3} \text{ m/s}^2$ directed toward the Sun. In addition, because the Earth rotates about its own axis once every 24 h, a point on the equator experiences an additional acceleration of $3.37 \times 10^{-2} \text{ m/s}^2$ directed toward the center of the Earth. However, these accelerations are small compared with g and can often be neglected. For this reason, we assume that the Earth is an inertial frame, as is any other frame attached to it.

If an object is moving with constant velocity, an observer in one inertial frame (say, one at rest relative to the object) claims that the acceleration of the object and the resultant force acting on it are zero. An observer in *any other* inertial frame also finds that $\mathbf{a} = 0$ and $\Sigma \mathbf{F} = 0$ for the object. According to the first law, a body at rest and one moving with constant velocity are equivalent. A passenger in a car moving along a straight road at a constant speed of 100 km/h can easily pour coffee into a cup. But if the driver steps on the gas or brake pedal or turns the steering wheel while the coffee is being poured, the car accelerates and it is no longer an inertial frame. The laws of motion do not work as expected, and the coffee ends up in the passenger's lap!

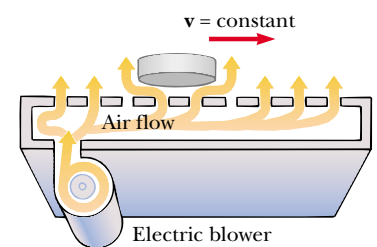


Figure 5.4 Air hockey takes advantage of Newton's first law to make the game more exciting.

Quick Quiz 5.1

True or false: (a) It is possible to have motion in the absence of a force. (b) It is possible to have force in the absence of motion.

5.3 MASS



Imagine playing catch with either a basketball or a bowling ball. Which ball is more likely to keep moving when you try to catch it? Which ball has the greater tendency to remain motionless when you try to throw it? Because the bowling ball is more resistant to changes in its velocity, we say it has greater inertia than the basketball. As noted in the preceding section, inertia is a measure of how an object responds to an external force.

Definition of mass

Mass is that property of an object that specifies how much inertia the object has, and as we learned in Section 1.1, the SI unit of mass is the kilogram. The greater the mass of an object, the less that object accelerates under the action of an applied force. For example, if a given force acting on a 3-kg mass produces an acceleration of 4 m/s^2 , then the same force applied to a 6-kg mass produces an acceleration of 2 m/s^2 .

To describe mass quantitatively, we begin by comparing the accelerations a given force produces on different objects. Suppose a force acting on an object of mass m_1 produces an acceleration \mathbf{a}_1 , and the *same force* acting on an object of mass m_2 produces an acceleration \mathbf{a}_2 . The ratio of the two masses is defined as the *inverse* ratio of the magnitudes of the accelerations produced by the force:

$$\frac{m_1}{m_2} \equiv \frac{a_2}{a_1} \quad (5.1)$$

If one object has a known mass, the mass of the other object can be obtained from acceleration measurements.

Mass is an inherent property of an object and is independent of the object's surroundings and of the method used to measure it. Also, **mass is a scalar quantity** and thus obeys the rules of ordinary arithmetic. That is, several masses can be combined in simple numerical fashion. For example, if you combine a 3-kg mass with a 5-kg mass, their total mass is 8 kg. We can verify this result experimentally by comparing the acceleration that a known force gives to several objects separately with the acceleration that the same force gives to the same objects combined as one unit.

Mass and weight are different quantities

Mass should not be confused with weight. **Mass and weight are two different quantities.** As we see later in this chapter, the weight of an object is equal to the magnitude of the gravitational force exerted on the object and varies with location. For example, a person who weighs 180 lb on the Earth weighs only about 30 lb on the Moon. On the other hand, the mass of a body is the same everywhere: an object having a mass of 2 kg on the Earth also has a mass of 2 kg on the Moon.

5.4 NEWTON'S SECOND LAW



Newton's first law explains what happens to an object when no forces act on it. It either remains at rest or moves in a straight line with constant speed. Newton's second law answers the question of what happens to an object that has a nonzero resultant force acting on it.

Imagine pushing a block of ice across a frictionless horizontal surface. When you exert some horizontal force \mathbf{F} , the block moves with some acceleration \mathbf{a} . If you apply a force twice as great, the acceleration doubles. If you increase the applied force to $3\mathbf{F}$, the acceleration triples, and so on. From such observations, we conclude that **the acceleration of an object is directly proportional to the resultant force acting on it.**

The acceleration of an object also depends on its mass, as stated in the preceding section. We can understand this by considering the following experiment. If you apply a force \mathbf{F} to a block of ice on a frictionless surface, then the block undergoes some acceleration \mathbf{a} . If the mass of the block is doubled, then the same applied force produces an acceleration $\mathbf{a}/2$. If the mass is tripled, then the same applied force produces an acceleration $\mathbf{a}/3$, and so on. According to this observation, we conclude that **the magnitude of the acceleration of an object is inversely proportional to its mass.**

These observations are summarized in **Newton's second law**:

The acceleration of an object is directly proportional to the net force acting on it and inversely proportional to its mass.

Newton's second law

Thus, we can relate mass and force through the following mathematical statement of Newton's second law:¹

$$\sum \mathbf{F} = m\mathbf{a} \quad (5.2)$$

Note that this equation is a vector expression and hence is equivalent to three component equations:

$$\sum F_x = ma_x \quad \sum F_y = ma_y \quad \sum F_z = ma_z \quad (5.3)$$

Newton's second law—
component form

Quick Quiz 5.2

Is there any relationship between the net force acting on an object and the direction in which the object moves?

Unit of Force

The SI unit of force is the **newton**, which is defined as the force that, when acting on a 1-kg mass, produces an acceleration of 1 m/s^2 . From this definition and Newton's second law, we see that the newton can be expressed in terms of the following fundamental units of mass, length, and time:

$$1 \text{ N} \equiv 1 \text{ kg} \cdot \text{m/s}^2 \quad (5.4)$$

Definition of newton

In the British engineering system, the unit of force is the **pound**, which is defined as the force that, when acting on a 1-slug mass,² produces an acceleration of 1 ft/s^2 :

$$1 \text{ lb} \equiv 1 \text{ slug} \cdot \text{ft/s}^2 \quad (5.5)$$

A convenient approximation is that $1 \text{ N} \approx \frac{1}{4} \text{ lb}$.

¹ Equation 5.2 is valid only when the speed of the object is much less than the speed of light. We treat the relativistic situation in Chapter 39.

² The *slug* is the unit of mass in the British engineering system and is that system's counterpart of the SI unit the *kilogram*. Because most of the calculations in our study of classical mechanics are in SI units, the slug is seldom used in this text.

TABLE 5.1 Units of Force, Mass, and Acceleration^a

System of Units	Mass	Acceleration	Force
SI	kg	m/s ²	N = kg·m/s ²
British engineering	slug	ft/s ²	lb = slug·ft/s ²

^a 1 N = 0.225 lb.

The units of force, mass, and acceleration are summarized in Table 5.1.



We can now understand how a single person can hold up an airship but is not able to change its motion abruptly, as stated at the beginning of the chapter. The mass of the blimp is greater than 6 800 kg. In order to make this large mass accelerate appreciably, a very large force is required—certainly one much greater than a human can provide.

EXAMPLE 5.1 An Accelerating Hockey Puck

A hockey puck having a mass of 0.30 kg slides on the horizontal, frictionless surface of an ice rink. Two forces act on the puck, as shown in Figure 5.5. The force \mathbf{F}_1 has a magnitude of 5.0 N, and the force \mathbf{F}_2 has a magnitude of 8.0 N. Determine both the magnitude and the direction of the puck's acceleration.

Solution The resultant force in the x direction is

$$\begin{aligned}\sum F_x &= F_{1x} + F_{2x} = F_1 \cos(-20^\circ) + F_2 \cos 60^\circ \\ &= (5.0 \text{ N})(0.940) + (8.0 \text{ N})(0.500) = 8.7 \text{ N}\end{aligned}$$

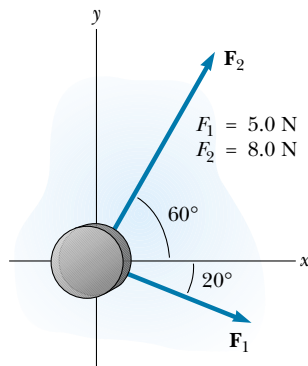


Figure 5.5 A hockey puck moving on a frictionless surface accelerates in the direction of the resultant force $\mathbf{F}_1 + \mathbf{F}_2$.

The resultant force in the y direction is

$$\begin{aligned}\sum F_y &= F_{1y} + F_{2y} = F_1 \sin(-20^\circ) + F_2 \sin 60^\circ \\ &= (5.0 \text{ N})(-0.342) + (8.0 \text{ N})(0.866) = 5.2 \text{ N}\end{aligned}$$

Now we use Newton's second law in component form to find the x and y components of acceleration:

$$\begin{aligned}a_x &= \frac{\sum F_x}{m} = \frac{8.7 \text{ N}}{0.30 \text{ kg}} = 29 \text{ m/s}^2 \\ a_y &= \frac{\sum F_y}{m} = \frac{5.2 \text{ N}}{0.30 \text{ kg}} = 17 \text{ m/s}^2\end{aligned}$$

The acceleration has a magnitude of

$$a = \sqrt{(29)^2 + (17)^2} \text{ m/s}^2 = 34 \text{ m/s}^2$$

and its direction relative to the positive x axis is

$$\theta = \tan^{-1}\left(\frac{a_y}{a_x}\right) = \tan^{-1}\left(\frac{17}{29}\right) = 30^\circ$$

We can graphically add the vectors in Figure 5.5 to check the reasonableness of our answer. Because the acceleration vector is along the direction of the resultant force, a drawing showing the resultant force helps us check the validity of the answer.

Exercise Determine the components of a third force that, when applied to the puck, causes it to have zero acceleration.

Answer $F_{3x} = -8.7 \text{ N}$, $F_{3y} = -5.2 \text{ N}$.

5.5 THE FORCE OF GRAVITY AND WEIGHT

We are well aware that all objects are attracted to the Earth. The attractive force exerted by the Earth on an object is called the **force of gravity** \mathbf{F}_g . This force is directed toward the center of the Earth,³ and its magnitude is called the **weight** of the object.

We saw in Section 2.6 that a freely falling object experiences an acceleration \mathbf{g} acting toward the center of the Earth. Applying Newton's second law $\Sigma \mathbf{F} = m\mathbf{a}$ to a freely falling object of mass m , with $\mathbf{a} = \mathbf{g}$ and $\Sigma \mathbf{F} = \mathbf{F}_g$, we obtain

$$\mathbf{F}_g = m\mathbf{g} \quad (5.6)$$

Thus, the weight of an object, being defined as the magnitude of \mathbf{F}_g , is mg . (You should not confuse the italicized symbol g for gravitational acceleration with the nonitalicized symbol g used as the abbreviation for "gram.")

Because it depends on g , weight varies with geographic location. Hence, weight, unlike mass, is not an inherent property of an object. Because g decreases with increasing distance from the center of the Earth, bodies weigh less at higher altitudes than at sea level. For example, a 1 000-kg palette of bricks used in the construction of the Empire State Building in New York City weighed about 1 N less by the time it was lifted from sidewalk level to the top of the building. As another example, suppose an object has a mass of 70.0 kg. Its weight in a location where $g = 9.80 \text{ m/s}^2$ is $F_g = mg = 686 \text{ N}$ (about 150 lb). At the top of a mountain, however, where $g = 9.77 \text{ m/s}^2$, its weight is only 684 N. Therefore, if you want to lose weight without going on a diet, climb a mountain or weigh yourself at 30 000 ft during an airplane flight!

Because weight $= F_g = mg$, we can compare the masses of two objects by measuring their weights on a spring scale. At a given location, the ratio of the weights of two objects equals the ratio of their masses.



The life-support unit strapped to the back of astronaut Edwin Aldrin weighed 300 lb on the Earth. During his training, a 50-lb mock-up was used. Although this effectively simulated the reduced weight the unit would have on the Moon, it did not correctly mimic the unchanging mass. It was just as difficult to accelerate the unit (perhaps by jumping or twisting suddenly) on the Moon as on the Earth.

Definition of weight

QuickLab

Drop a pen and your textbook simultaneously from the same height and watch as they fall. How can they have the same acceleration when their weights are so different?

³ This statement ignores the fact that the mass distribution of the Earth is not perfectly spherical.

CONCEPTUAL EXAMPLE 5.2 How Much Do You Weigh in an Elevator?

You have most likely had the experience of standing in an elevator that accelerates upward as it moves toward a higher floor. In this case, you feel heavier. In fact, if you are standing on a bathroom scale at the time, the scale measures a force magnitude that is greater than your weight. Thus, you have tactile and measured evidence that leads you to believe you are heavier in this situation. *Are you heavier?*

Solution No, your weight is unchanged. To provide the acceleration upward, the floor or scale must exert on your feet an upward force that is greater in magnitude than your weight. It is this greater force that you feel, which you interpret as feeling heavier. The scale reads this upward force, not your weight, and so its reading increases.

Quick Quiz 5.3

A baseball of mass m is thrown upward with some initial speed. If air resistance is neglected, what forces are acting on the ball when it reaches (a) half its maximum height and (b) its maximum height?

5.6 NEWTON'S THIRD LAW

4.5 If you press against a corner of this textbook with your fingertip, the book pushes back and makes a small dent in your skin. If you push harder, the book does the same and the dent in your skin gets a little larger. This simple experiment illustrates a general principle of critical importance known as **Newton's third law**:

Newton's third law

If two objects interact, the force \mathbf{F}_{12} exerted by object 1 on object 2 is equal in magnitude to and opposite in direction to the force \mathbf{F}_{21} exerted by object 2 on object 1:

$$\mathbf{F}_{12} = -\mathbf{F}_{21} \quad (5.7)$$

This law, which is illustrated in Figure 5.6a, states that a force that affects the motion of an object must come from a second, *external*, object. The external object, in turn, is subject to an equal-magnitude but oppositely directed force exerted on it.


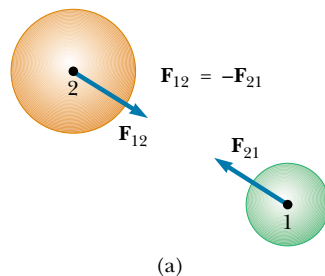


Figure 5.6 Newton's third law. (a) The force \mathbf{F}_{12} exerted by object 1 on object 2 is equal in magnitude to and opposite in direction to the force \mathbf{F}_{21} exerted by object 2 on object 1. (b) The force \mathbf{F}_{hn} exerted by the hammer on the nail is equal to and opposite the force \mathbf{F}_{nh} exerted by the nail on the hammer.

This is equivalent to stating that **a single isolated force cannot exist**. The force that object 1 exerts on object 2 is sometimes called the *action force*, while the force object 2 exerts on object 1 is called the *reaction force*. In reality, either force can be labeled the action or the reaction force. **The action force is equal in magnitude to the reaction force and opposite in direction. In all cases, the action and reaction forces act on different objects.** For example, the force acting on a freely falling projectile is $\mathbf{F}_g = m\mathbf{g}$, which is the force of gravity exerted by the Earth on the projectile. The reaction to this force is the force exerted by the projectile on the Earth, $\mathbf{F}'_g = -\mathbf{F}_g$. The reaction force \mathbf{F}'_g accelerates the Earth toward the projectile just as the action force \mathbf{F}_g accelerates the projectile toward the Earth. However, because the Earth has such a great mass, its acceleration due to this reaction force is negligibly small.

Another example of Newton's third law is shown in Figure 5.6b. The force exerted by the hammer on the nail (the action force \mathbf{F}_{hn}) is equal in magnitude and opposite in direction to the force exerted by the nail on the hammer (the reaction force \mathbf{F}_{nh}). It is this latter force that causes the hammer to stop its rapid forward motion when it strikes the nail.

You experience Newton's third law directly whenever you slam your fist against a wall or kick a football. You should be able to identify the action and reaction forces in these cases.

Quick Quiz 5.4

A person steps from a boat toward a dock. Unfortunately, he forgot to tie the boat to the dock, and the boat scoots away as he steps from it. Analyze this situation in terms of Newton's third law.

The force of gravity \mathbf{F}_g was defined as the attractive force the Earth exerts on an object. If the object is a TV at rest on a table, as shown in Figure 5.7a, why does the TV not accelerate in the direction of \mathbf{F}_g ? The TV does not accelerate because the table holds it up. What is happening is that the table exerts on the TV an upward force \mathbf{n} called the **normal force**.⁴ The normal force is a contact force that prevents the TV from falling through the table and can have any magnitude needed to balance the downward force \mathbf{F}_g , up to the point of breaking the table. If someone stacks books on the TV, the normal force exerted by the table on the TV increases. If someone lifts up on the TV, the normal force exerted by the table on the TV decreases. (The normal force becomes zero if the TV is raised off the table.)

The two forces in an action–reaction pair **always act on different objects**. For the hammer-and-nail situation shown in Figure 5.6b, one force of the pair acts on the hammer and the other acts on the nail. For the unfortunate person stepping out of the boat in Quick Quiz 5.4, one force of the pair acts on the person, and the other acts on the boat.

For the TV in Figure 5.7, the force of gravity \mathbf{F}_g and the normal force \mathbf{n} are *not* an action–reaction pair because they act on the same body—the TV. The two reaction forces in this situation— \mathbf{F}'_g and \mathbf{n}' —are exerted on objects other than the TV. Because the reaction to \mathbf{F}_g is the force \mathbf{F}'_g exerted by the TV on the Earth and the reaction to \mathbf{n} is the force \mathbf{n}' exerted by the TV on the table, we conclude that

$$\mathbf{F}_g = -\mathbf{F}'_g \quad \text{and} \quad \mathbf{n} = -\mathbf{n}'$$



Compression of a football as the force exerted by a player's foot sets the ball in motion.

Definition of normal force

⁴ Normal in this context means *perpendicular*.

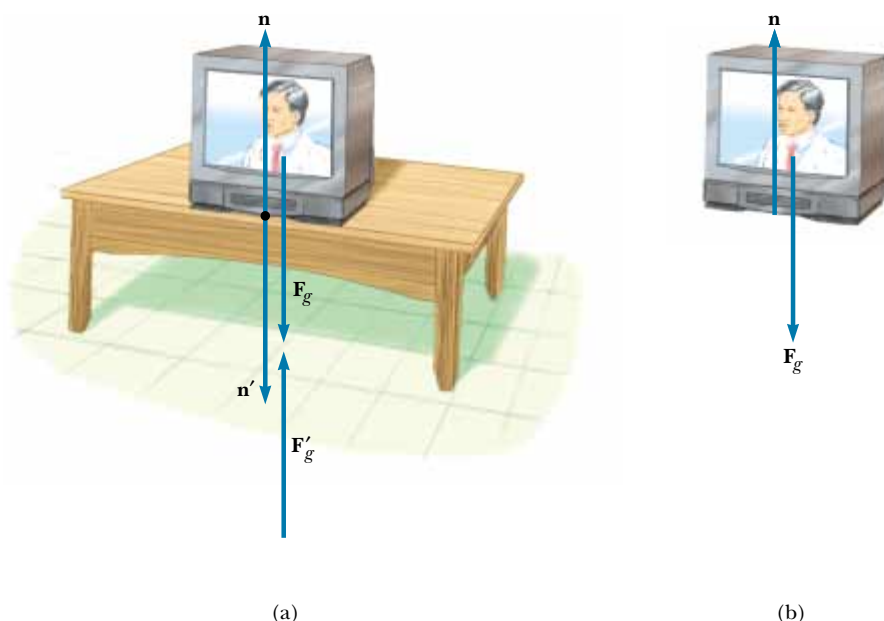


Figure 5.7 When a TV is at rest on a table, the forces acting on the TV are the normal force \mathbf{n} and the force of gravity \mathbf{F}_g , as illustrated in part (b). The reaction to \mathbf{n} is the force \mathbf{n}' exerted by the TV on the table. The reaction to \mathbf{F}_g is the force \mathbf{F}'_g exerted by the TV on the Earth.

The forces \mathbf{n} and \mathbf{n}' have the same magnitude, which is the same as that of \mathbf{F}_g until the table breaks. From the second law, we see that, because the TV is in equilibrium ($\mathbf{a} = 0$), it follows⁵ that $F_g = n = mg$.

Quick Quiz 5.5

If a fly collides with the windshield of a fast-moving bus, (a) which experiences the greater impact force: the fly or the bus, or is the same force experienced by both? (b) Which experiences the greater acceleration: the fly or the bus, or is the same acceleration experienced by both?

CONCEPTUAL EXAMPLE 5.3 You Push Me and I'll Push You

A large man and a small boy stand facing each other on frictionless ice. They put their hands together and push against each other so that they move apart. (a) Who moves away with the higher speed?

Solution This situation is similar to what we saw in Quick Quiz 5.5. According to Newton's third law, the force exerted by the man on the boy and the force exerted by the boy on the man are an action–reaction pair, and so they must be equal in magnitude. (A bathroom scale placed between their hands would read the same, regardless of which way it faced.)

Therefore, the boy, having the lesser mass, experiences the greater acceleration. Both individuals accelerate for the same amount of time, but the greater acceleration of the boy over this time interval results in his moving away from the interaction with the higher speed.

(b) Who moves farther while their hands are in contact?

Solution Because the boy has the greater acceleration, he moves farther during the interval in which the hands are in contact.

⁵ Technically, we should write this equation in the component form $F_{gy} = n_y = mg_y$. This component notation is cumbersome, however, and so in situations in which a vector is parallel to a coordinate axis, we usually do not include the subscript for that axis because there is no other component.

5.7 SOME APPLICATIONS OF NEWTON'S LAWS



In this section we apply Newton's laws to objects that are either in equilibrium ($\mathbf{a} = 0$) or accelerating along a straight line under the action of constant external forces. We assume that the objects behave as particles so that we need not worry about rotational motion. We also neglect the effects of friction in those problems involving motion; this is equivalent to stating that the surfaces are *frictionless*. Finally, we usually neglect the mass of any ropes involved. In this approximation, the magnitude of the force exerted at any point along a rope is the same at all points along the rope. In problem statements, the synonymous terms *light*, *lightweight*, and *of negligible mass* are used to indicate that a mass is to be ignored when you work the problems.

When we apply Newton's laws to an object, we are interested only in external forces that act on the object. For example, in Figure 5.7 the only external forces acting on the TV are \mathbf{n} and \mathbf{F}_g . The reactions to these forces, \mathbf{n}' and \mathbf{F}_g' , act on the table and on the Earth, respectively, and therefore do not appear in Newton's second law applied to the TV.

When a rope attached to an object is pulling on the object, the rope exerts a force \mathbf{T} on the object, and the magnitude of that force is called the **tension** in the rope. Because it is the magnitude of a vector quantity, tension is a scalar quantity.

Consider a crate being pulled to the right on a frictionless, horizontal surface, as shown in Figure 5.8a. Suppose you are asked to find the acceleration of the crate and the force the floor exerts on it. First, note that the horizontal force being applied to the crate acts through the rope. Use the symbol \mathbf{T} to denote the force exerted by the rope on the crate. The magnitude of \mathbf{T} is equal to the tension in the rope. A dotted circle is drawn around the crate in Figure 5.8a to remind you that you are interested only in the forces acting on the crate. These are illustrated in Figure 5.8b. In addition to the force \mathbf{T} , this force diagram for the crate includes the force of gravity \mathbf{F}_g and the normal force \mathbf{n} exerted by the floor on the crate. Such a force diagram, referred to as a **free-body diagram**, shows all external forces acting on the object. The construction of a correct free-body diagram is an important step in applying Newton's laws. The *reactions* to the forces we have listed—namely, the force exerted by the crate on the rope, the force exerted by the crate on the Earth, and the force exerted by the crate on the floor—are *not* included in the free-body diagram because they act on *other* bodies and not on the crate.

We can now apply Newton's second law in component form to the crate. The only force acting in the x direction is \mathbf{T} . Applying $\Sigma F_x = ma_x$ to the horizontal motion gives

$$\Sigma F_x = T = ma_x \quad \text{or} \quad a_x = \frac{T}{m}$$

No acceleration occurs in the y direction. Applying $\Sigma F_y = ma_y$ with $a_y = 0$ yields

$$n + (-F_g) = 0 \quad \text{or} \quad n = F_g$$

That is, the normal force has the same magnitude as the force of gravity but is in the opposite direction.

If \mathbf{T} is a constant force, then the acceleration $a_x = T/m$ also is constant. Hence, the constant-acceleration equations of kinematics from Chapter 2 can be used to obtain the crate's displacement Δx and velocity v_x as functions of time. Be-

Tension

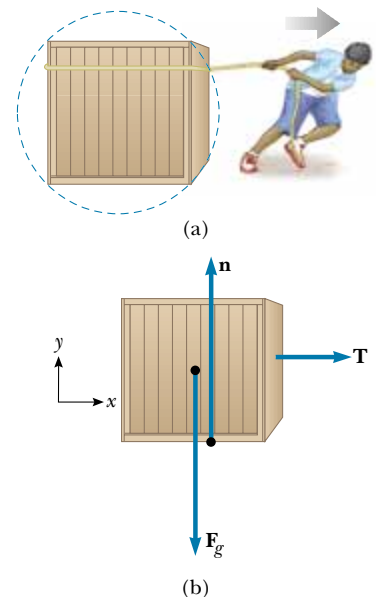


Figure 5.8 (a) A crate being pulled to the right on a frictionless surface. (b) The free-body diagram representing the external forces acting on the crate.

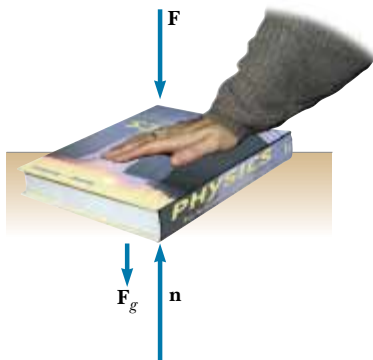


Figure 5.9 When one object pushes downward on another object with a force \mathbf{F} , the normal force \mathbf{n} is greater than the force of gravity: $n = F_g + F$.

cause $a_x = T/m = \text{constant}$, Equations 2.8 and 2.11 can be written as

$$v_{xf} = v_{xi} + \left(\frac{T}{m}\right)t$$

$$\Delta x = v_{xi}t + \frac{1}{2}\left(\frac{T}{m}\right)t^2$$

In the situation just described, the magnitude of the normal force \mathbf{n} is equal to the magnitude of \mathbf{F}_g , but this is not always the case. For example, suppose a book is lying on a table and you push down on the book with a force \mathbf{F} , as shown in Figure 5.9. Because the book is at rest and therefore not accelerating, $\Sigma F_y = 0$, which gives $n - F_g - F = 0$, or $n = F_g + F$. Other examples in which $n \neq F_g$ are presented later.

Consider a lamp suspended from a light chain fastened to the ceiling, as in Figure 5.10a. The free-body diagram for the lamp (Figure 5.10b) shows that the forces acting on the lamp are the downward force of gravity \mathbf{F}_g and the upward force \mathbf{T} exerted by the chain. If we apply the second law to the lamp, noting that $\mathbf{a} = 0$, we see that because there are no forces in the x direction, $\Sigma F_x = 0$ provides no helpful information. The condition $\Sigma F_y = ma_y = 0$ gives

$$\Sigma F_y = T - F_g = 0 \quad \text{or} \quad T = F_g$$

Again, note that \mathbf{T} and \mathbf{F}_g are *not* an action–reaction pair because they act on the same object—the lamp. The reaction force to \mathbf{T} is \mathbf{T}' , the downward force exerted by the lamp on the chain, as shown in Figure 5.10c. The ceiling exerts on the chain a force \mathbf{T}'' that is equal in magnitude to the magnitude of \mathbf{T}' and points in the opposite direction.

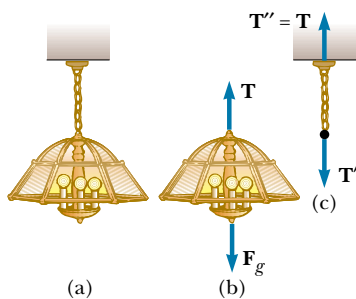


Figure 5.10 (a) A lamp suspended from a ceiling by a chain of negligible mass. (b) The forces acting on the lamp are the force of gravity \mathbf{F}_g and the force exerted by the chain \mathbf{T} . (c) The forces acting on the chain are the force exerted by the lamp \mathbf{T}' and the force exerted by the ceiling \mathbf{T}'' .

Problem-Solving Hints

Applying Newton's Laws

The following procedure is recommended when dealing with problems involving Newton's laws:

- Draw a simple, neat diagram of the system.
- Isolate the object whose motion is being analyzed. Draw a free-body diagram for this object. For systems containing more than one object, draw *separate* free-body diagrams for each object. *Do not* include in the free-body diagram forces exerted by the object on its surroundings. Establish convenient coordinate axes for each object and find the components of the forces along these axes.
- Apply Newton's second law, $\Sigma \mathbf{F} = m\mathbf{a}$, in component form. Check your dimensions to make sure that all terms have units of force.
- Solve the component equations for the unknowns. Remember that you must have as many independent equations as you have unknowns to obtain a complete solution.
- Make sure your results are consistent with the free-body diagram. Also check the predictions of your solutions for extreme values of the variables. By doing so, you can often detect errors in your results.

EXAMPLE 5.4 A Traffic Light at Rest

A traffic light weighing 125 N hangs from a cable tied to two other cables fastened to a support. The upper cables make angles of 37.0° and 53.0° with the horizontal. Find the tension in the three cables.

Solution Figure 5.11a shows the type of drawing we might make of this situation. We then construct two free-body diagrams—one for the traffic light, shown in Figure 5.11b, and one for the knot that holds the three cables together, as seen in Figure 5.11c. This knot is a convenient object to choose because all the forces we are interested in act through it. Because the acceleration of the system is zero, we know that the net force on the light and the net force on the knot are both zero.

In Figure 5.11b the force \mathbf{T}_3 exerted by the vertical cable supports the light, and so $T_3 = F_g = 125 \text{ N}$. Next, we choose the coordinate axes shown in Figure 5.11c and resolve the forces acting on the knot into their components:

Force	x Component	y Component
\mathbf{T}_1	$-T_1 \cos 37.0^\circ$	$T_1 \sin 37.0^\circ$
\mathbf{T}_2	$T_2 \cos 53.0^\circ$	$T_2 \sin 53.0^\circ$
\mathbf{T}_3	0	-125 N

Knowing that the knot is in equilibrium ($\mathbf{a} = 0$) allows us to write

$$(1) \quad \sum F_x = -T_1 \cos 37.0^\circ + T_2 \cos 53.0^\circ = 0$$

$$(2) \quad \sum F_y = T_1 \sin 37.0^\circ + T_2 \sin 53.0^\circ + (-125 \text{ N}) = 0$$

From (1) we see that the horizontal components of \mathbf{T}_1 and \mathbf{T}_2 must be equal in magnitude, and from (2) we see that the sum of the vertical components of \mathbf{T}_1 and \mathbf{T}_2 must balance the weight of the light. We solve (1) for T_2 in terms of T_1 to obtain

$$T_2 = T_1 \left(\frac{\cos 37.0^\circ}{\cos 53.0^\circ} \right) = 1.33 T_1$$

This value for T_2 is substituted into (2) to yield

$$T_1 \sin 37.0^\circ + (1.33 T_1)(\sin 53.0^\circ) - 125 \text{ N} = 0$$

$$T_1 = 75.1 \text{ N}$$

$$T_2 = 1.33 T_1 = 99.9 \text{ N}$$

This problem is important because it combines what we have learned about vectors with the new topic of forces. The general approach taken here is very powerful, and we will repeat it many times.

Exercise In what situation does $T_1 = T_2$?

Answer When the two cables attached to the support make equal angles with the horizontal.

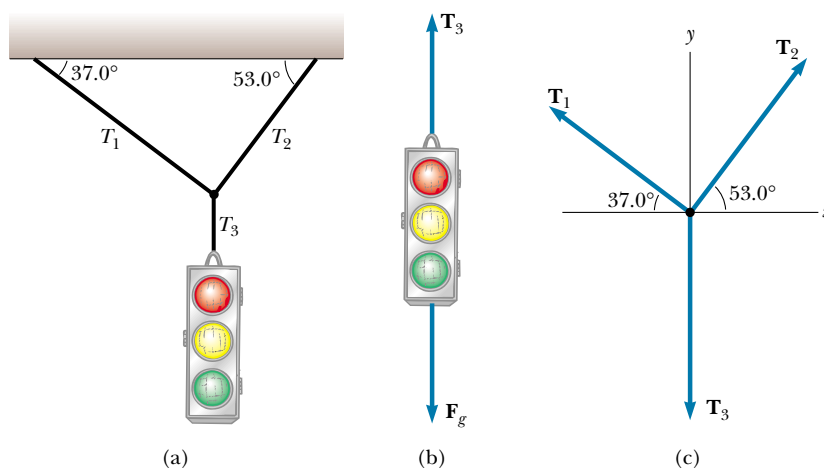


Figure 5.11 (a) A traffic light suspended by cables. (b) Free-body diagram for the traffic light. (c) Free-body diagram for the knot where the three cables are joined.

CONCEPTUAL EXAMPLE 5.5 Forces Between Cars in a Train

In a train, the cars are connected by *couplers*, which are under tension as the locomotive pulls the train. As you move down the train from locomotive to caboose, does the tension in the couplers increase, decrease, or stay the same as the train speeds up? When the engineer applies the brakes, the couplers are under compression. How does this compression force vary from locomotive to caboose? (Assume that only the brakes on the wheels of the engine are applied.)

Solution As the train speeds up, the tension decreases from the front of the train to the back. The coupler between

the locomotive and the first car must apply enough force to accelerate all of the remaining cars. As you move back along the train, each coupler is accelerating less mass behind it. The last coupler has to accelerate only the caboose, and so it is under the least tension.

When the brakes are applied, the force again decreases from front to back. The coupler connecting the locomotive to the first car must apply a large force to slow down all the remaining cars. The final coupler must apply a force large enough to slow down only the caboose.

EXAMPLE 5.6 Crate on a Frictionless Incline

A crate of mass m is placed on a frictionless inclined plane of angle θ . (a) Determine the acceleration of the crate after it is released.

Solution Because we know the forces acting on the crate, we can use Newton's second law to determine its acceleration. (In other words, we have classified the problem; this gives us a hint as to the approach to take.) We make a sketch as in Figure 5.12a and then construct the free-body diagram for the crate, as shown in Figure 5.12b. The only forces acting on the crate are the normal force \mathbf{n} exerted by the inclined plane, which acts perpendicular to the plane, and the force of gravity $\mathbf{F}_g = m\mathbf{g}$, which acts vertically downward. For problems involving inclined planes, it is convenient to choose the coordinate axes with x downward along the incline and y perpendicular to it, as shown in Figure 5.12b. (It is possible to solve the problem with "standard" horizontal and vertical axes. You may want to try this, just for practice.) Then, we re-

place the force of gravity by a component of magnitude $mg \sin \theta$ along the positive x axis and by one of magnitude $mg \cos \theta$ along the negative y axis.

Now we apply Newton's second law in component form, noting that $a_y = 0$:

$$(1) \quad \sum F_x = mg \sin \theta = ma_x$$

$$(2) \quad \sum F_y = n - mg \cos \theta = 0$$

Solving (1) for a_x , we see that the acceleration along the incline is caused by the component of \mathbf{F}_g directed down the incline:

$$(3) \quad a_x = g \sin \theta$$

Note that this acceleration component is independent of the mass of the crate! It depends only on the angle of inclination and on g .

From (2) we conclude that the component of \mathbf{F}_g perpendicular to the incline is balanced by the normal force; that is, $n = mg \cos \theta$. This is one example of a situation in which the normal force is *not* equal in magnitude to the weight of the object.

Special Cases Looking over our results, we see that in the extreme case of $\theta = 90^\circ$, $a_x = g$ and $n = 0$. This condition corresponds to the crate's being in free fall. When $\theta = 0$, $a_x = 0$ and $n = mg$ (its maximum value); in this case, the crate is sitting on a horizontal surface.

(b) Suppose the crate is released from rest at the top of the incline, and the distance from the front edge of the crate to the bottom is d . How long does it take the front edge to reach the bottom, and what is its speed just as it gets there?

Solution Because $a_x = \text{constant}$, we can apply Equation 2.11, $x_f - x_i = v_{xi}t + \frac{1}{2}a_x t^2$, to analyze the crate's motion.

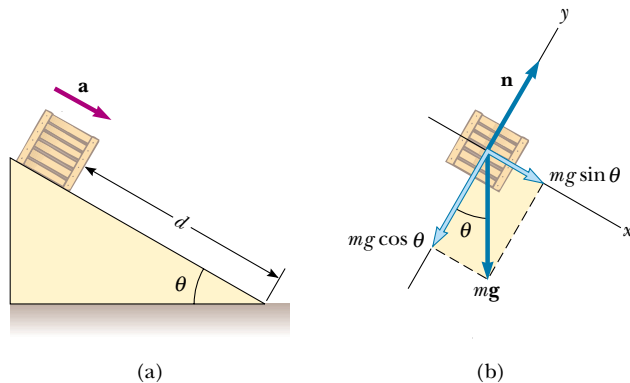


Figure 5.12 (a) A crate of mass m sliding down a frictionless incline. (b) The free-body diagram for the crate. Note that its acceleration along the incline is $g \sin \theta$.

With the displacement $x_f - x_i = d$ and $v_{xi} = 0$, we obtain

$$d = \frac{1}{2}a_x t^2$$

$$(4) \quad t = \sqrt{\frac{2d}{a_x}} = \sqrt{\frac{2d}{g \sin \theta}}$$

Using Equation 2.12, $v_{xf}^2 = v_{xi}^2 + 2a_x(x_f - x_i)$, with $v_{xi} = 0$, we find that

$$v_{xf}^2 = 2a_x d$$

$$(5) \quad v_{xf} = \sqrt{2a_x d} = \sqrt{2gd \sin \theta}$$

We see from equations (4) and (5) that the time t needed to reach the bottom and the speed v_{xf} , like acceleration, are independent of the crate's mass. This suggests a simple method you can use to measure g , using an inclined air track: Measure the angle of inclination, some distance traveled by a cart along the incline, and the time needed to travel that distance. The value of g can then be calculated from (4).

EXAMPLE 5.7 One Block Pushes Another

Two blocks of masses m_1 and m_2 are placed in contact with each other on a frictionless horizontal surface. A constant horizontal force \mathbf{F} is applied to the block of mass m_1 . (a) Determine the magnitude of the acceleration of the two-block system.

Solution Common sense tells us that both blocks must experience the same acceleration because they remain in contact with each other. Just as in the preceding example, we make a labeled sketch and free-body diagrams, which are shown in Figure 5.13. In Figure 5.13a the dashed line indicates that we treat the two blocks together as a system. Because \mathbf{F} is the only external horizontal force acting on the system (the two blocks), we have

$$\sum F_x(\text{system}) = F = (m_1 + m_2)a_x$$

$$(1) \quad a_x = \frac{F}{m_1 + m_2}$$

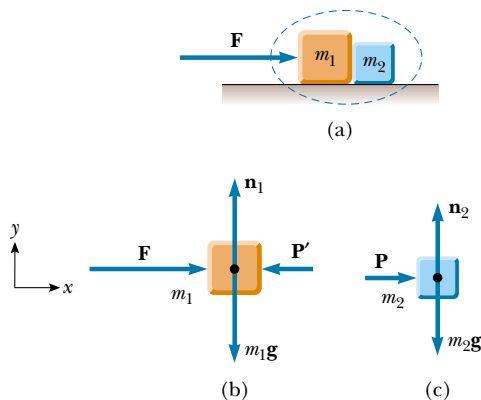


Figure 5.13

Treating the two blocks together as a system simplifies the solution but does not provide information about internal forces.

(b) Determine the magnitude of the contact force between the two blocks.

Solution To solve this part of the problem, we must treat each block separately with its own free-body diagram, as in Figures 5.13b and 5.13c. We denote the contact force by \mathbf{P} . From Figure 5.13c, we see that the only horizontal force acting on block 2 is the contact force \mathbf{P} (the force exerted by block 1 on block 2), which is directed to the right. Applying Newton's second law to block 2 gives

$$(2) \quad \sum F_x = P = m_2 a_x$$

Substituting into (2) the value of a_x given by (1), we obtain

$$(3) \quad P = m_2 a_x = \left(\frac{m_2}{m_1 + m_2} \right) F$$

From this result, we see that the contact force \mathbf{P} exerted by block 1 on block 2 is *less* than the applied force \mathbf{F} . This is consistent with the fact that the force required to accelerate block 2 alone must be less than the force required to produce the same acceleration for the two-block system.

It is instructive to check this expression for P by considering the forces acting on block 1, shown in Figure 5.13b. The horizontal forces acting on this block are the applied force \mathbf{F} to the right and the contact force \mathbf{P}' to the left (the force exerted by block 2 on block 1). From Newton's third law, \mathbf{P}' is the reaction to \mathbf{P} , so that $|\mathbf{P}'| = |\mathbf{P}|$. Applying Newton's second law to block 1 produces

$$(4) \quad \sum F_x = F - P' = F - P = m_1 a_x$$

Substituting into (4) the value of a_x from (1), we obtain

$$P = F - m_1 a_x = F - \frac{m_1 F}{m_1 + m_2} = \left(\frac{m_2}{m_1 + m_2} \right) F$$

This agrees with (3), as it must.

Exercise If $m_1 = 4.00$ kg, $m_2 = 3.00$ kg, and $F = 9.00$ N, find the magnitude of the acceleration of the system and the magnitude of the contact force.

Answer $a_x = 1.29$ m/s²; $P = 3.86$ N.

EXAMPLE 5.8 Weighing a Fish in an Elevator

A person weighs a fish of mass m on a spring scale attached to the ceiling of an elevator, as illustrated in Figure 5.14. Show that if the elevator accelerates either upward or downward, the spring scale gives a reading that is different from the weight of the fish.

Solution The external forces acting on the fish are the downward force of gravity $\mathbf{F}_g = m\mathbf{g}$ and the force \mathbf{T} exerted by the scale. By Newton's third law, the tension T is also the reading of the scale. If the elevator is either at rest or moving at constant velocity, the fish is not accelerating, and so $\Sigma F_y = T - mg = 0$ or $T = mg$ (remember that the scalar mg is the weight of the fish).

If the elevator moves upward with an acceleration \mathbf{a} relative to an observer standing outside the elevator in an inertial frame (see Fig. 5.14a), Newton's second law applied to the fish gives the net force on the fish:

$$(1) \quad \Sigma F_y = T - mg = ma_y$$

where we have chosen upward as the positive direction. Thus, we conclude from (1) that the scale reading T is greater than the weight mg if \mathbf{a} is upward, so that a_y is positive, and that the reading is less than mg if \mathbf{a} is downward, so that a_y is negative.

For example, if the weight of the fish is 40.0 N and \mathbf{a} is upward, so that $a_y = +2.00$ m/s², the scale reading from (1) is

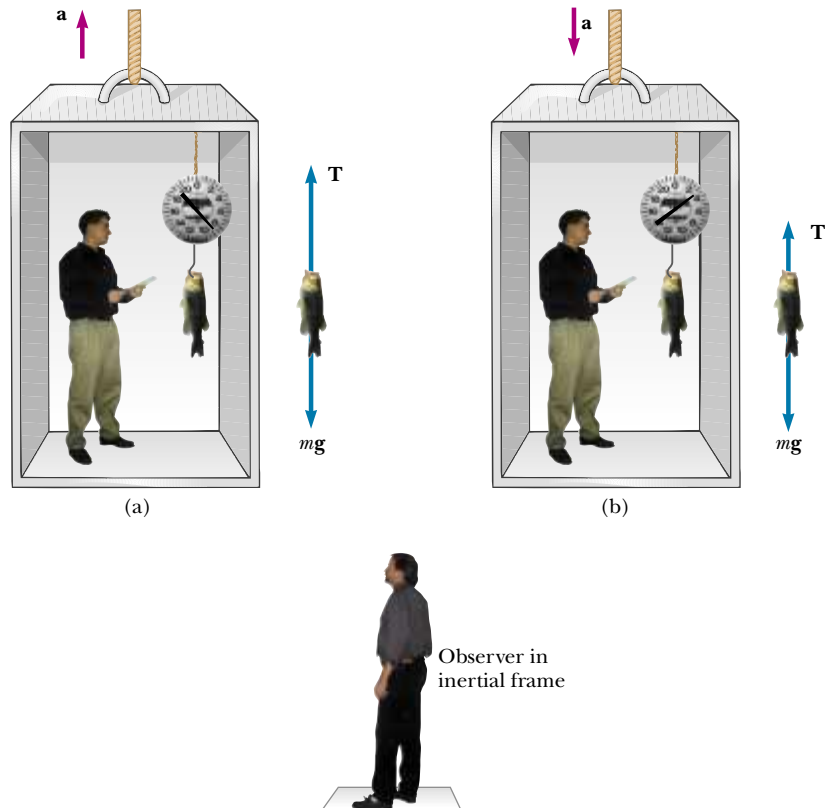


Figure 5.14 Apparent weight versus true weight. (a) When the elevator accelerates upward, the spring scale reads a value greater than the weight of the fish. (b) When the elevator accelerates downward, the spring scale reads a value less than the weight of the fish.

$$\begin{aligned}
 (2) \quad T &= ma_y + mg = mg \left(\frac{a_y}{g} + 1 \right) \\
 &= (40.0 \text{ N}) \left(\frac{2.00 \text{ m/s}^2}{9.80 \text{ m/s}^2} + 1 \right) \\
 &= 48.2 \text{ N}
 \end{aligned}$$

If \mathbf{a} is downward so that $a_y = -2.00 \text{ m/s}^2$, then (2) gives us

$$\begin{aligned}
 T &= mg \left(\frac{a_y}{g} + 1 \right) = (40.0 \text{ N}) \left(\frac{-2.00 \text{ m/s}^2}{9.80 \text{ m/s}^2} + 1 \right) \\
 &= 31.8 \text{ N}
 \end{aligned}$$

Hence, if you buy a fish by weight in an elevator, make sure the fish is weighed while the elevator is either at rest or accelerating downward! Furthermore, note that from the information given here one cannot determine the direction of motion of the elevator.

Special Cases If the elevator cable breaks, the elevator falls freely and $a_y = -g$. We see from (2) that the scale reading T is zero in this case; that is, the fish appears to be weightless. If the elevator accelerates downward with an acceleration greater than g , the fish (along with the person in the elevator) eventually hits the ceiling because the acceleration of fish and person is still that of a freely falling object relative to an outside observer.



EXAMPLE 5.9 Atwood's Machine

When two objects of unequal mass are hung vertically over a frictionless pulley of negligible mass, as shown in Figure 5.15a, the arrangement is called an *Atwood machine*. The de-

vice is sometimes used in the laboratory to measure the free-fall acceleration. Determine the magnitude of the acceleration of the two objects and the tension in the lightweight cord.

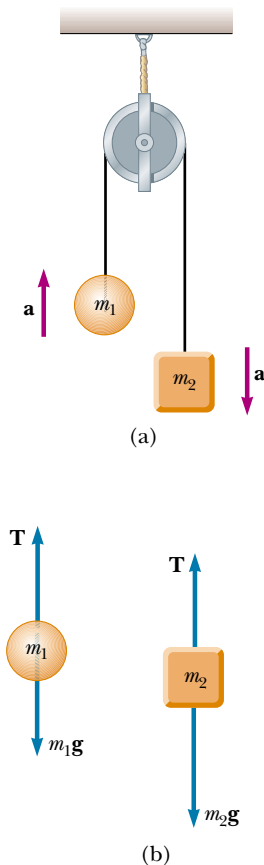


Figure 5.15 Atwood's machine. (a) Two objects ($m_2 > m_1$) connected by a cord of negligible mass strung over a frictionless pulley. (b) Free-body diagrams for the two objects.

Solution If we were to define our system as being made up of both objects, as we did in Example 5.7, we would have to determine an *internal* force (tension in the cord). We must define two systems here—one for each object—and apply Newton's second law to each. The free-body diagrams for the two objects are shown in Figure 5.15b. Two forces act on each object: the upward force \mathbf{T} exerted by the cord and the downward force of gravity.

We need to be very careful with signs in problems such as this, in which a string or rope passes over a pulley or some other structure that causes the string or rope to bend. In Figure 5.15a, notice that if object 1 accelerates upward, then object 2 accelerates downward. Thus, for consistency with signs, if we define the upward direction as positive for object 1, we must define the downward direction as positive for object 2. With this sign convention, both objects accelerate in the same direction as defined by the choice of sign. With this sign convention applied to the forces, the y component of the net force exerted on object 1 is $T - m_1g$, and the y component of the net force exerted on object 2 is $m_2g - T$. Because the objects are connected by a cord, their accelerations must be equal in magnitude. (Otherwise the cord would stretch or break as the distance between the objects increased.) If we assume $m_2 > m_1$, then object 1 must accelerate upward and object 2 downward.

When Newton's second law is applied to object 1, we obtain

$$(1) \quad \sum F_y = T - m_1g = m_1a_y$$

Similarly, for object 2 we find

$$(2) \quad \sum F_y = m_2g - T = m_2a_y$$

When (2) is added to (1), T drops out and we get

$$-m_1g + m_2g = m_1a_y + m_2a_y$$

$$(3) \quad a_y = \left(\frac{m_2 - m_1}{m_1 + m_2} \right) g$$

When (3) is substituted into (1), we obtain

$$(4) \quad T = \left(\frac{2m_1m_2}{m_1 + m_2} \right) g$$

The result for the acceleration in (3) can be interpreted as

the ratio of the unbalanced force on the system ($m_2g - m_1g$) to the total mass of the system ($m_1 + m_2$), as expected from Newton's second law.

Special Cases When $m_1 = m_2$, then $a_y = 0$ and $T = m_1g$, as we would expect for this balanced case. If $m_2 \gg m_1$, then $a_y \approx g$ (a freely falling body) and $T \approx 2m_1g$.

Exercise Find the magnitude of the acceleration and the string tension for an Atwood machine in which $m_1 = 2.00$ kg and $m_2 = 4.00$ kg.

Answer $a_y = 3.27 \text{ m/s}^2$, $T = 26.1 \text{ N}$.



EXAMPLE 5.10 Acceleration of Two Objects Connected by a Cord

A ball of mass m_1 and a block of mass m_2 are attached by a lightweight cord that passes over a frictionless pulley of negligible mass, as shown in Figure 5.16a. The block lies on a frictionless incline of angle θ . Find the magnitude of the acceleration of the two objects and the tension in the cord.

Solution Because the objects are connected by a cord (which we assume does not stretch), their accelerations have the same magnitude. The free-body diagrams are shown in Figures 5.16b and 5.16c. Applying Newton's second law in component form to the ball, with the choice of the upward direction as positive, yields

$$(1) \quad \sum F_x = 0$$

$$(2) \quad \sum F_y = T - m_1g = m_1a_y = m_1a$$

Note that in order for the ball to accelerate upward, it is necessary that $T > m_1g$. In (2) we have replaced a_y with a because the acceleration has only a y component.

For the block it is convenient to choose the positive x' axis along the incline, as shown in Figure 5.16c. Here we choose the positive direction to be down the incline, in the $+x'$ di-

rection. Applying Newton's second law in component form to the block gives

$$(3) \quad \sum F_{x'} = m_2g \sin \theta - T = m_2a_{x'} = m_2a$$

$$(4) \quad \sum F_{y'} = n - m_2g \cos \theta = 0$$

In (3) we have replaced $a_{x'}$ with a because that is the acceleration's only component. In other words, the two objects have accelerations of the same magnitude a , which is what we are trying to find. Equations (1) and (4) provide no information regarding the acceleration. However, if we solve (2) for T and then substitute this value for T into (3) and solve for a , we obtain

$$(5) \quad a = \frac{m_2g \sin \theta - m_1g}{m_1 + m_2}$$

When this value for a is substituted into (2), we find

$$(6) \quad T = \frac{m_1m_2g(\sin \theta + 1)}{m_1 + m_2}$$

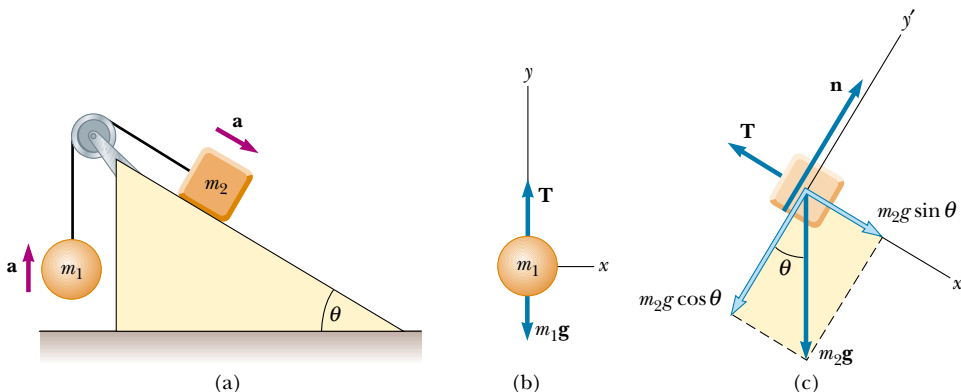


Figure 5.16 (a) Two objects connected by a lightweight cord strung over a frictionless pulley. (b) Free-body diagram for the ball. (c) Free-body diagram for the block. (The incline is frictionless.)

Note that the block accelerates down the incline only if $m_2 \sin \theta > m_1$ (that is, if \mathbf{a} is in the direction we assumed). If $m_1 > m_2 \sin \theta$, then the acceleration is up the incline for the block and downward for the ball. Also note that the result for the acceleration (5) can be interpreted as the resultant force acting on the system divided by the total mass of the system; this is consistent with Newton's second law. Finally, if $\theta = 90^\circ$, then the results for a and T are identical to those of Example 5.9.

Exercise If $m_1 = 10.0$ kg, $m_2 = 5.00$ kg, and $\theta = 45.0^\circ$, find the acceleration of each object.

Answer $a = -4.22$ m/s², where the negative sign indicates that the block accelerates up the incline and the ball accelerates downward.

5.8 FORCES OF FRICTION

When a body is in motion either on a surface or in a viscous medium such as air or water, there is resistance to the motion because the body interacts with its surroundings. We call such resistance a **force of friction**. Forces of friction are very important in our everyday lives. They allow us to walk or run and are necessary for the motion of wheeled vehicles.

Have you ever tried to move a heavy desk across a rough floor? You push harder and harder until all of a sudden the desk seems to “break free” and subsequently moves relatively easily. It takes a greater force to start the desk moving than it does to keep it going once it has started sliding. To understand why this happens, consider a book on a table, as shown in Figure 5.17a. If we apply an external horizontal force \mathbf{F} to the book, acting to the right, the book remains stationary if \mathbf{F} is not too great. The force that counteracts \mathbf{F} and keeps the book from moving acts to the left and is called the **frictional force \mathbf{f}** .

As long as the book is not moving, $f = F$. Because the book is stationary, we call this frictional force the **force of static friction \mathbf{f}_s** . Experiments show that this force arises from contacting points that protrude beyond the general level of the surfaces in contact, even for surfaces that are apparently very smooth, as shown in the magnified view in Figure 5.17a. (If the surfaces are clean and smooth at the atomic level, they are likely to weld together when contact is made.) The frictional force arises in part from one peak's physically blocking the motion of a peak from the opposing surface, and in part from chemical bonding of opposing points as they come into contact. If the surfaces are rough, bouncing is likely to occur, further complicating the analysis. Although the details of friction are quite complex at the atomic level, this force ultimately involves an electrical interaction between atoms or molecules.

If we increase the magnitude of \mathbf{F} , as shown in Figure 5.17b, the magnitude of \mathbf{f}_s increases along with it, keeping the book in place. The force \mathbf{f}_s cannot increase indefinitely, however. Eventually the surfaces in contact can no longer supply sufficient frictional force to counteract \mathbf{F} , and the book accelerates. When it is on the verge of moving, f_s is a maximum, as shown in Figure 5.17c. When F exceeds $f_{s,\max}$, the book accelerates to the right. Once the book is in motion, the retarding frictional force becomes less than $f_{s,\max}$ (see Fig. 5.17c). When the book is in motion, we call the retarding force the **force of kinetic friction \mathbf{f}_k** . If $F = f_k$, then the book moves to the right with constant speed. If $F > f_k$, then there is an unbalanced force $F - f_k$ in the positive x direction, and this force accelerates the book to the right. If the applied force \mathbf{F} is removed, then the frictional force \mathbf{f}_k acting to the left accelerates the book in the negative x direction and eventually brings it to rest.

Experimentally, we find that, to a good approximation, both $f_{s,\max}$ and f_k are proportional to the normal force acting on the book. The following empirical laws of friction summarize the experimental observations:

Force of static friction

Force of kinetic friction

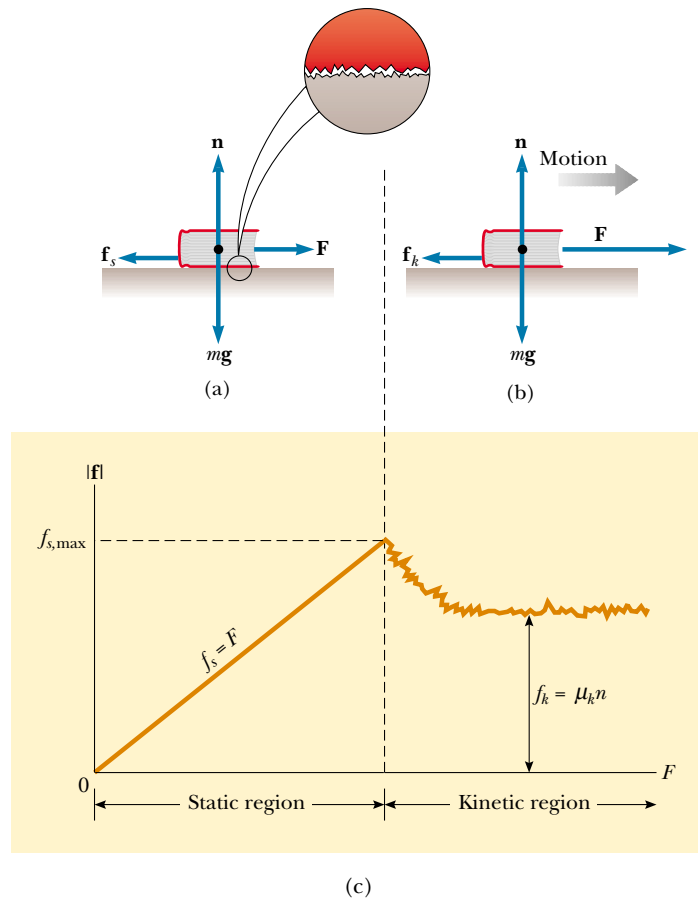


Figure 5.17 The direction of the force of friction \mathbf{f} between a book and a rough surface is opposite the direction of the applied force \mathbf{F} . Because the two surfaces are both rough, contact is made only at a few points, as illustrated in the “magnified” view. (a) The magnitude of the force of static friction equals the magnitude of the applied force. (b) When the magnitude of the applied force exceeds the magnitude of the force of kinetic friction, the book accelerates to the right. (c) A graph of frictional force versus applied force. Note that $f_{s,\max} > f_k$.

- The direction of the force of static friction between any two surfaces in contact with each other is opposite the direction of relative motion and can have values

$$f_s \leq \mu_s n \quad (5.8)$$

where the dimensionless constant μ_s is called the **coefficient of static friction** and n is the magnitude of the normal force. The equality in Equation 5.8 holds when one object is on the verge of moving, that is, when $f_s = f_{s,\max} = \mu_s n$. The inequality holds when the applied force is less than $\mu_s n$.

- The direction of the force of kinetic friction acting on an object is opposite the direction of the object’s sliding motion relative to the surface applying the frictional force and is given by

$$f_k = \mu_k n \quad (5.9)$$

where μ_k is the **coefficient of kinetic friction**.

- The values of μ_k and μ_s depend on the nature of the surfaces, but μ_k is generally less than μ_s . Typical values range from around 0.03 to 1.0. Table 5.2 lists some reported values.

TABLE 5.2 Coefficients of Friction^a

	μ_s	μ_k
Steel on steel	0.74	0.57
Aluminum on steel	0.61	0.47
Copper on steel	0.53	0.36
Rubber on concrete	1.0	0.8
Wood on wood	0.25–0.5	0.2
Glass on glass	0.94	0.4
Waxed wood on wet snow	0.14	0.1
Waxed wood on dry snow	—	0.04
Metal on metal (lubricated)	0.15	0.06
Ice on ice	0.1	0.03
Teflon on Teflon	0.04	0.04
Synovial joints in humans	0.01	0.003

^a All values are approximate. In some cases, the coefficient of friction can exceed 1.0.

- The coefficients of friction are nearly independent of the area of contact between the surfaces. To understand why, we must examine the difference between the *apparent contact area*, which is the area we see with our eyes, and the *real contact area*, represented by two irregular surfaces touching, as shown in the magnified view in Figure 5.17a. It seems that increasing the apparent contact area does not increase the real contact area. When we increase the apparent area (without changing anything else), there is less force per unit area driving the jagged points together. This decrease in force counteracts the effect of having more points involved.

Although the coefficient of kinetic friction can vary with speed, we shall usually neglect any such variations in this text. We can easily demonstrate the approximate nature of the equations by trying to get a block to slip down an incline at constant speed. Especially at low speeds, the motion is likely to be characterized by alternate episodes of sticking and movement.



Quick Quiz 5.6

A crate is sitting in the center of a flatbed truck. The truck accelerates to the right, and the crate moves with it, not sliding at all. What is the direction of the frictional force exerted by the truck on the crate? (a) To the left. (b) To the right. (c) No frictional force because the crate is not sliding.

If you would like to learn more about this subject, read the article “Friction at the Atomic Scale” by J. Krim in the October 1996 issue of *Scientific American*.

QuickLab

Can you apply the ideas of Example 5.12 to determine the coefficients of static and kinetic friction between the cover of your book and a quarter? What should happen to those coefficients if you make the measurements between your book and *two* quarters taped one on top of the other?

CONCEPTUAL EXAMPLE 5.11

Why Does the Sled Accelerate?

A horse pulls a sled along a level, snow-covered road, causing the sled to accelerate, as shown in Figure 5.18a. Newton’s third law states that the sled exerts an equal and opposite force on the horse. In view of this, how can the sled accelerate? Under what condition does the system (horse plus sled) move with constant velocity?

Solution It is important to remember that the forces described in Newton’s third law act on different objects—the horse exerts a force on the sled, and the sled exerts an equal-magnitude and oppositely directed force on the horse. Because we are interested only in the motion of the sled, we do not consider the forces it exerts on the horse. When deter-

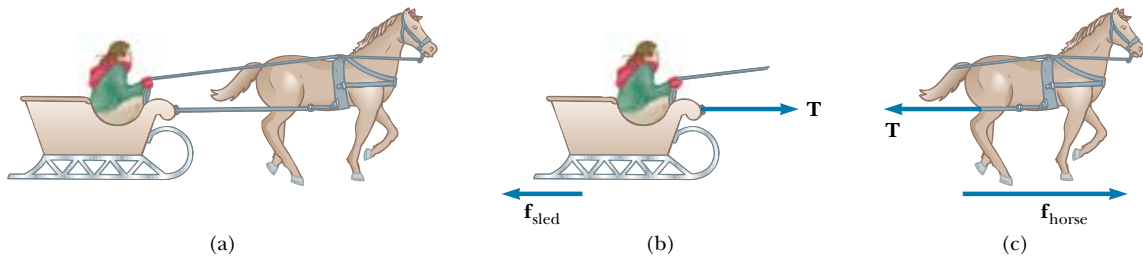


Figure 5.18

mining the motion of an object, you must add only the forces on that object. The horizontal forces exerted on the sled are the forward force \mathbf{T} exerted by the horse and the backward force of friction \mathbf{f}_{sled} between sled and snow (see Fig. 5.18b). When the forward force exceeds the backward force, the sled accelerates to the right.

The force that accelerates the system (horse plus sled) is the frictional force $\mathbf{f}_{\text{horse}}$ exerted by the Earth on the horse's feet. The horizontal forces exerted on the horse are the forward force $\mathbf{f}_{\text{horse}}$ exerted by the Earth and the backward tension force \mathbf{T} exerted by the sled (Fig. 5.18c). The resultant of

these two forces causes the horse to accelerate. When $\mathbf{f}_{\text{horse}}$ balances \mathbf{f}_{sled} , the system moves with constant velocity.

Exercise Are the normal force exerted by the snow on the horse and the gravitational force exerted by the Earth on the horse a third-law pair?

Answer No, because they act on the same object. Third-law force pairs are equal in magnitude and opposite in direction, and the forces act on *different* objects.



EXAMPLE 5.12 Experimental Determination of μ_s and μ_k

The following is a simple method of measuring coefficients of friction: Suppose a block is placed on a rough surface inclined relative to the horizontal, as shown in Figure 5.19. The incline angle is increased until the block starts to move. Let us show that by measuring the critical angle θ_c at which this slipping just occurs, we can obtain μ_s .

Solution The only forces acting on the block are the force of gravity $m\mathbf{g}$, the normal force \mathbf{n} , and the force of static friction \mathbf{f}_s . These forces balance when the block is on the verge

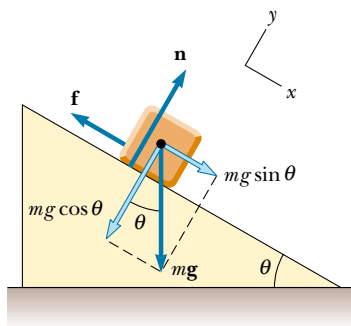


Figure 5.19 The external forces exerted on a block lying on a rough incline are the force of gravity $m\mathbf{g}$, the normal force \mathbf{n} , and the force of friction \mathbf{f} . For convenience, the force of gravity is resolved into a component along the incline $mg \sin \theta$ and a component perpendicular to the incline $mg \cos \theta$.

of slipping but has not yet moved. When we take x to be parallel to the plane and y perpendicular to it, Newton's second law applied to the block for this balanced situation gives

$$\text{Static case:} \quad (1) \quad \sum F_x = mg \sin \theta - f_s = ma_x = 0$$

$$(2) \quad \sum F_y = n - mg \cos \theta = ma_y = 0$$

We can eliminate mg by substituting $mg = n/\cos \theta$ from (2) into (1) to get

$$(3) \quad f_s = mg \sin \theta = \left(\frac{n}{\cos \theta} \right) \sin \theta = n \tan \theta$$

When the incline is at the critical angle θ_c , we know that $f_s = f_{s,\text{max}} = \mu_s n$, and so at this angle, (3) becomes

$$\mu_s n = n \tan \theta_c$$

$$\text{Static case:} \quad \mu_s = \tan \theta_c$$

For example, if the block just slips at $\theta_c = 20^\circ$, then we find that $\mu_s = \tan 20^\circ = 0.364$.

Once the block starts to move at $\theta \geq \theta_c$, it accelerates down the incline and the force of friction is $f_k = \mu_k n$. However, if θ is reduced to a value less than θ_c , it may be possible to find an angle θ'_c such that the block moves down the incline with constant speed ($a_x = 0$). In this case, using (1) and (2) with f_s replaced by f_k gives

$$\text{Kinetic case:} \quad \mu_k = \tan \theta'_c$$

where $\theta'_c < \theta_c$.



EXAMPLE 5.13 The Sliding Hockey Puck

A hockey puck on a frozen pond is given an initial speed of 20.0 m/s. If the puck always remains on the ice and slides 115 m before coming to rest, determine the coefficient of kinetic friction between the puck and ice.

Solution The forces acting on the puck after it is in motion are shown in Figure 5.20. If we assume that the force of kinetic friction f_k remains constant, then this force produces a uniform acceleration of the puck in the direction opposite its velocity, causing the puck to slow down. First, we find this acceleration in terms of the coefficient of kinetic friction, using Newton's second law. Knowing the acceleration of the puck and the distance it travels, we can then use the equations of kinematics to find the coefficient of kinetic friction.

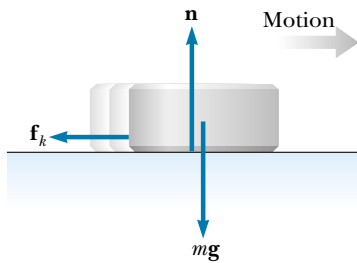


Figure 5.20 After the puck is given an initial velocity to the right, the only external forces acting on it are the force of gravity mg , the normal force n , and the force of kinetic friction f_k .

Defining rightward and upward as our positive directions, we apply Newton's second law in component form to the puck and obtain

$$(1) \quad \sum F_x = -f_k = ma_x$$

$$(2) \quad \sum F_y = n - mg = 0 \quad (a_y = 0)$$

But $f_k = \mu_k n$, and from (2) we see that $n = mg$. Therefore, (1) becomes

$$-\mu_k n = -\mu_k mg = ma_x$$

$$a_x = -\mu_k g$$

The negative sign means the acceleration is to the left; this means that the puck is slowing down. The acceleration is independent of the mass of the puck and is constant because we assume that μ_k remains constant.

Because the acceleration is constant, we can use Equation 2.12, $v_{xf}^2 = v_{xi}^2 + 2a_x(x_f - x_i)$, with $x_i = 0$ and $v_{xf} = 0$:

$$v_{xi}^2 + 2ax_f = v_{xf}^2 - 2\mu_k gx_f = 0$$

$$\mu_k = \frac{v_{xi}^2}{2gx_f}$$

$$\mu_k = \frac{(20.0 \text{ m/s})^2}{2(9.80 \text{ m/s}^2)(115 \text{ m})} = 0.177$$

Note that μ_k is dimensionless.

EXAMPLE 5.14 Acceleration of Two Connected Objects When Friction Is Present

A block of mass m_1 on a rough, horizontal surface is connected to a ball of mass m_2 by a lightweight cord over a lightweight, frictionless pulley, as shown in Figure 5.21a. A force of magnitude F at an angle θ with the horizontal is applied to the block as shown. The coefficient of kinetic friction between the block and surface is μ_k . Determine the magnitude of the acceleration of the two objects.

Solution We start by drawing free-body diagrams for the two objects, as shown in Figures 5.21b and 5.21c. (Are you beginning to see the similarities in all these examples?) Next, we apply Newton's second law in component form to each object and use Equation 5.9, $f_k = \mu_k n$. Then we can solve for the acceleration in terms of the parameters given.

The applied force \mathbf{F} has x and y components $F \cos \theta$ and $F \sin \theta$, respectively. Applying Newton's second law to both objects and assuming the motion of the block is to the right, we obtain

$$\text{Motion of block:} \quad (1) \quad \sum F_x = F \cos \theta - f_k - T = m_1 a_x = m_1 a$$

$$(2) \quad \sum F_y = n + F \sin \theta - m_1 g = m_1 a_y = 0$$

$$\text{Motion of ball:} \quad \sum F_x = m_2 a_x = 0$$

$$(3) \quad \sum F_y = T - m_2 g = m_2 a_y = m_2 a$$

Note that because the two objects are connected, we can equate the magnitudes of the x component of the acceleration of the block and the y component of the acceleration of the ball. From Equation 5.9 we know that $f_k = \mu_k n$, and from (2) we know that $n = m_1 g - F \sin \theta$ (note that in this case n is not equal to $m_1 g$); therefore,

$$(4) \quad f_k = \mu_k (m_1 g - F \sin \theta)$$

That is, the frictional force is reduced because of the positive

y component of \mathbf{F} . Substituting (4) and the value of T from (3) into (1) gives

$$F \cos \theta - \mu_k(m_1 g - F \sin \theta) - m_2(a + g) = m_1 a$$

Solving for a , we obtain

$$(5) \quad a = \frac{F(\cos \theta + \mu_k \sin \theta) - g(m_2 + \mu_k m_1)}{m_1 + m_2}$$

Note that the acceleration of the block can be either to the right or to the left,⁶ depending on the sign of the numerator in (5). If the motion is to the left, then we must reverse the sign of f_k in (1) because the force of kinetic friction must oppose the motion. In this case, the value of a is the same as in (5), with μ_k replaced by $-\mu_k$.

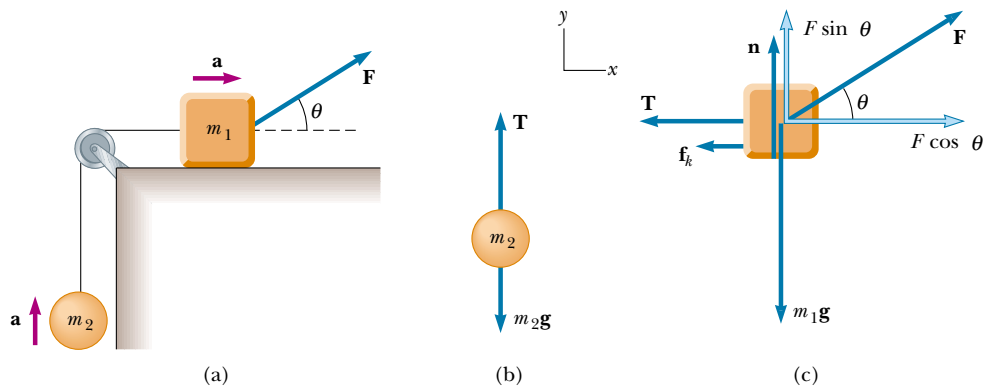


Figure 5.21 (a) The external force \mathbf{F} applied as shown can cause the block to accelerate to the right. (b) and (c) The free-body diagrams, under the assumption that the block accelerates to the right and the ball accelerates upward. The magnitude of the force of kinetic friction in this case is given by $f_k = \mu_k n = \mu_k(m_1 g - F \sin \theta)$.

APPLICATION Automobile Antilock Braking Systems (ABS)

If an automobile tire is rolling and not slipping on a road surface, then the maximum frictional force that the road can exert on the tire is the force of static friction $\mu_s n$. One must use static friction in this situation because at the point of contact between the tire and the road, no sliding of one surface over the other occurs if the tire is not skidding. However, if the tire starts to skid, the frictional force exerted on it is reduced to the force of kinetic friction $\mu_k n$. Thus, to maximize the frictional force and minimize stopping distance, the wheels must maintain pure rolling motion and not skid. An additional benefit of maintaining wheel rotation is that directional control is not lost as it is in skidding.

Unfortunately, in emergency situations drivers typically press down as hard as they can on the brake pedal, “locking the brakes.” This stops the wheels from rotating, ensuring a skid and reducing the frictional force from the static to the kinetic case. To address this problem, automotive engineers

have developed antilock braking systems (ABS) that very briefly release the brakes when a wheel is just about to stop turning. This maintains rolling contact between the tire and the pavement. When the brakes are released momentarily, the stopping distance is greater than it would be if the brakes were being applied continuously. However, through the use of computer control, the “brake-off” time is kept to a minimum. As a result, the stopping distance is much less than what it would be if the wheels were to skid.

Let us model the stopping of a car by examining real data. In a recent issue of *AutoWeek*,⁷ the braking performance for a Toyota Corolla was measured. These data correspond to the braking force acquired by a highly trained, professional driver. We begin by assuming constant acceleration. (Why do we need to make this assumption?) The magazine provided the initial speed and stopping distance in non-SI units. After converting these values to SI we use $v_{xf}^2 = v_{xi}^2 + 2a_x x$ to deter-

⁶ Equation 5 shows that when $\mu_k m_1 > m_2$, there is a range of values of F for which no motion occurs at a given angle θ .

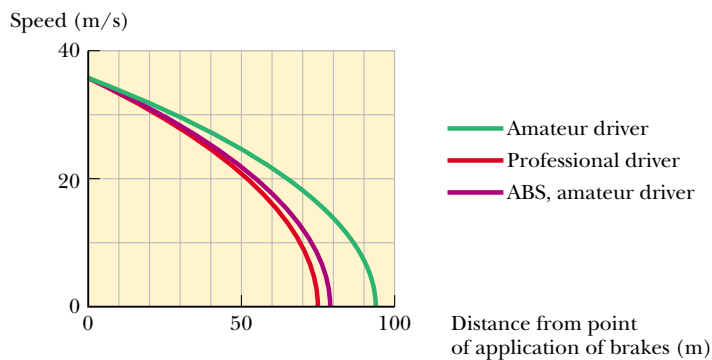
⁷ *AutoWeek* magazine, 48:22–23, 1998.

mine the acceleration at different speeds. These do not vary greatly, and so our assumption of constant acceleration is reasonable.

Initial Speed		Stopping Distance		Acceleration
(mi/h)	(m/s)	(ft)	(m)	(m/s ²)
30	13.4	34	10.4	-8.67
60	26.8	143	43.6	-8.25
80	35.8	251	76.5	-8.36

We take an average value of acceleration of -8.4 m/s^2 , which is approximately $0.86g$. We then calculate the coefficient of friction from $\Sigma F = \mu_s mg = ma$; this gives $\mu_s = 0.86$ for the Toyota. This is lower than the rubber-to-concrete value given in Table 5.2. Can you think of any reasons for this?

Let us now estimate the stopping distance of the car if the wheels were skidding. Examining Table 5.2 again, we see that the difference between the coefficients of static and kinetic friction for rubber against concrete is about 0.2. Let us therefore assume that our coefficients differ by the same amount, so that $\mu_k \approx 0.66$. This allows us to calculate estimated stopping distances for the case in which the wheels are locked and the car skids across the pavement. The results illustrate the advantage of not allowing the wheels to skid.



Initial Speed (mi/h)	Stopping Distance no skid (m)	Stopping distance skidding (m)
30	10.4	13.9
60	43.6	55.5
80	76.5	98.9

An ABS keeps the wheels rotating, with the result that the higher coefficient of static friction is maintained between the tires and road. This approximates the technique of a professional driver who is able to maintain the wheels at the point of maximum frictional force. Let us estimate the ABS performance by assuming that the magnitude of the acceleration is not quite as good as that achieved by the professional driver but instead is reduced by 5%.

We now plot in Figure 5.22 vehicle speed versus distance from where the brakes were applied (at an initial speed of $80 \text{ mi/h} = 37.5 \text{ m/s}$) for the three cases of amateur driver, professional driver, and estimated ABS performance (amateur driver). We find that a markedly shorter distance is necessary for stopping without locking the wheels and skidding and a satisfactory value of stopping distance when the ABS computer maintains tire rotation.

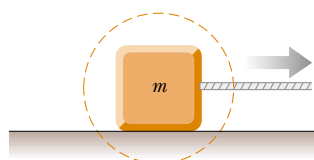
The purpose of the ABS is to help typical drivers (whose tendency is to lock the wheels in an emergency) to better maintain control of their automobiles and minimize stopping distance.

Figure 5.22 This plot of vehicle speed versus distance from where the brakes were applied shows that an antilock braking system (ABS) approaches the performance of a trained professional driver.

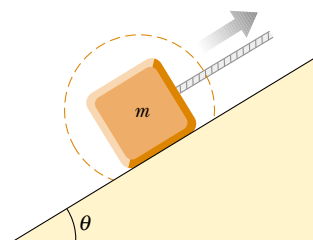
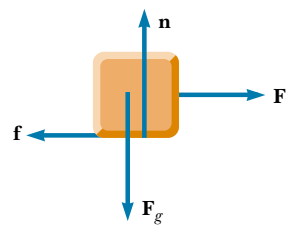
SUMMARY

Newton's first law states that, in the absence of an external force, a body at rest remains at rest and a body in uniform motion in a straight line maintains that motion. An **inertial frame** is one that is not accelerating.

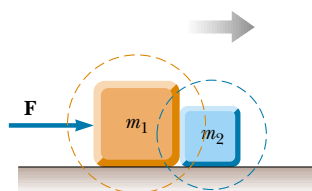
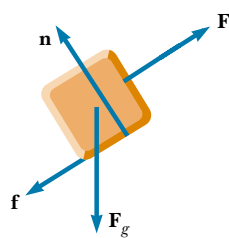
Newton's second law states that the acceleration of an object is directly proportional to the net force acting on it and inversely proportional to its mass. The net force acting on an object equals the product of its mass and its acceleration: $\Sigma \mathbf{F} = m\mathbf{a}$. You should be able to apply the x and y component forms of this equation to describe the acceleration of any object acting under the influence of speci-



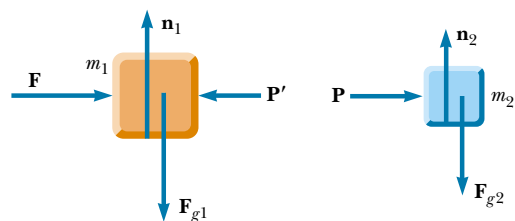
A block pulled to the right on a rough horizontal surface



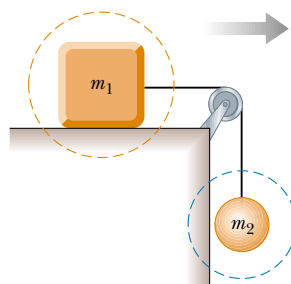
A block pulled up a rough incline



Two blocks in contact, pushed to the right on a frictionless surface



Note: $\mathbf{P} = -\mathbf{P}'$ because they are an action–reaction pair



Two masses connected by a light cord. The surface is rough, and the pulley is frictionless.

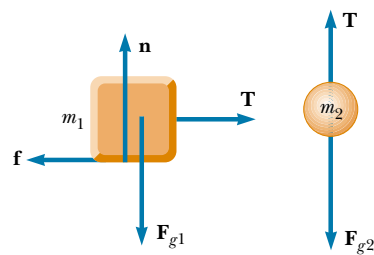


Figure 5.23 Various systems (*left*) and the corresponding free-body diagrams (*right*).

fied forces. If the object is either stationary or moving with constant velocity, then the forces must vectorially cancel each other.

The **force of gravity** exerted on an object is equal to the product of its mass (a scalar quantity) and the free-fall acceleration: $\mathbf{F}_g = m\mathbf{g}$. The **weight** of an object is the magnitude of the force of gravity acting on the object.

Newton's third law states that if two objects interact, then the force exerted by object 1 on object 2 is equal in magnitude and opposite in direction to the force exerted by object 2 on object 1. Thus, an isolated force cannot exist in nature. Make sure you can identify third-law pairs and the two objects upon which they act.

The **maximum force of static friction** $f_{s,\max}$ between an object and a surface is proportional to the normal force acting on the object. In general, $f_s \leq \mu_s n$, where μ_s is the **coefficient of static friction** and n is the magnitude of the normal force. When an object slides over a surface, the direction of the **force of kinetic friction** \mathbf{f}_k is opposite the direction of sliding motion and is also proportional to the magnitude of the normal force. The magnitude of this force is given by $f_k = \mu_k n$, where μ_k is the **coefficient of kinetic friction**.

More on Free-Body Diagrams

To be successful in applying Newton's second law to a system, you must be able to recognize all the forces acting on the system. That is, you must be able to construct the correct free-body diagram. The importance of constructing the free-body diagram cannot be overemphasized. In Figure 5.23 a number of systems are presented together with their free-body diagrams. You should examine these carefully and then construct free-body diagrams for other systems described in the end-of-chapter problems. When a system contains more than one element, it is important that you construct a separate free-body diagram for *each* element.

As usual, \mathbf{F} denotes some applied force, $\mathbf{F}_g = m\mathbf{g}$ is the force of gravity, \mathbf{n} denotes a normal force, \mathbf{f} is the force of friction, and \mathbf{T} is the force whose magnitude is the tension exerted on an object.

QUESTIONS


1. A passenger sitting in the rear of a bus claims that he was injured when the driver slammed on the brakes, causing a suitcase to come flying toward the passenger from the front of the bus. If you were the judge in this case, what disposition would you make? Why?
2. A space explorer is in a spaceship moving through space far from any planet or star. She notices a large rock, taken as a specimen from an alien planet, floating around the cabin of the spaceship. Should she push it gently toward a storage compartment or kick it toward the compartment? Why?
3. A massive metal object on a rough metal surface may undergo contact welding to that surface. Discuss how this affects the frictional force between object and surface.
4. The observer in the elevator of Example 5.8 would claim that the weight of the fish is T , the scale reading. This claim is obviously wrong. Why does this observation differ from that of a person in an inertial frame outside the elevator?
5. Identify the action–reaction pairs in the following situations: a man takes a step; a snowball hits a woman in the back; a baseball player catches a ball; a gust of wind strikes a window.
6. A ball is held in a person's hand. (a) Identify all the external forces acting on the ball and the reaction to each. (b) If the ball is dropped, what force is exerted on it while it is falling? Identify the reaction force in this case. (Neglect air resistance.)
7. If a car is traveling westward with a constant speed of 20 m/s, what is the resultant force acting on it?
8. "When the locomotive in Figure 5.3 broke through the wall of the train station, the force exerted by the locomotive on the wall was greater than the force the wall could exert on the locomotive." Is this statement true or in need of correction? Explain your answer.
9. A rubber ball is dropped onto the floor. What force causes the ball to bounce?
10. What is wrong with the statement, "Because the car is at rest, no forces are acting on it"? How would you correct this statement?

11. Suppose you are driving a car along a highway at a high speed. Why should you avoid slamming on your brakes if you want to stop in the shortest distance? That is, why should you keep the wheels turning as you brake?
12. If you have ever taken a ride in an elevator of a high-rise building, you may have experienced a nauseating sensation of “heaviness” and “lightness” depending on the direction of the acceleration. Explain these sensations. Are we truly weightless in free-fall?
13. The driver of a speeding empty truck slams on the brakes and skids to a stop through a distance d . (a) If the truck carried a heavy load such that its mass were doubled, what would be its skidding distance? (b) If the initial speed of the truck is halved, what would be its skidding distance?
14. In an attempt to define Newton’s third law, a student states that the action and reaction forces are equal in magnitude and opposite in direction to each other. If this is the case, how can there ever be a net force on an object?
15. What force causes (a) a propeller-driven airplane to move? (b) a rocket? (c) a person walking?
16. Suppose a large and spirited Freshman team is beating the Sophomores in a tug-of-war contest. The center of the rope being tugged is gradually accelerating toward the Freshman team. State the relationship between the strengths of these two forces: First, the force the Freshmen exert on the Sophomores; and second, the force the Sophomores exert on the Freshmen.
17. If you push on a heavy box that is at rest, you must exert some force to start its motion. However, once the box is sliding, you can apply a smaller force to maintain that motion. Why?
18. A weight lifter stands on a bathroom scale. He pumps a barbell up and down. What happens to the reading on the scale as this is done? Suppose he is strong enough to actually *throw* the barbell upward. How does the reading on the scale vary now?
19. As a rocket is fired from a launching pad, its speed *and* acceleration increase with time as its engines continue to operate. Explain why this occurs even though the force of the engines exerted on the rocket remains constant.
20. In the motion picture *It Happened One Night* (Columbia Pictures, 1934), Clark Gable is standing inside a stationary bus in front of Claudette Colbert, who is seated. The bus suddenly starts moving forward, and Clark falls into Claudette’s lap. Why did this happen?

PROBLEMS

1, 2, 3 = straightforward, intermediate, challenging □ = full solution available in the *Student Solutions Manual and Study Guide*

WEB = solution posted at <http://www.saunderscollege.com/physics/>  = Computer useful in solving problem  = Interactive Physics

 = paired numerical/symbolic problems

Sections 5.1 through 5.6

1. A force \mathbf{F} applied to an object of mass m_1 produces an acceleration of 3.00 m/s^2 . The same force applied to a second object of mass m_2 produces an acceleration of 1.00 m/s^2 . (a) What is the value of the ratio m_1/m_2 ? (b) If m_1 and m_2 are combined, find their acceleration under the action of the force \mathbf{F} .
2. A force of 10.0 N acts on a body of mass 2.00 kg . What are (a) the body’s acceleration, (b) its weight in newtons, and (c) its acceleration if the force is doubled?
3. A 3.00-kg mass undergoes an acceleration given by $\mathbf{a} = (2.00\mathbf{i} + 5.00\mathbf{j}) \text{ m/s}^2$. Find the resultant force $\Sigma\mathbf{F}$ and its magnitude.
4. A heavy freight train has a mass of $15\,000$ metric tons. If the locomotive can pull with a force of $750\,000 \text{ N}$, how long does it take to increase the speed from 0 to 80.0 km/h ?
5. A 5.00-g bullet leaves the muzzle of a rifle with a speed of 320 m/s . The expanding gases behind it exert what force on the bullet while it is traveling down the barrel of the rifle, 0.820 m long? Assume constant acceleration and negligible friction.
6. After uniformly accelerating his arm for 0.0900 s , a pitcher releases a baseball of weight 1.40 N with a velocity of 32.0 m/s horizontally forward. If the ball starts from rest, (a) through what distance does the ball accelerate before its release? (b) What force does the pitcher exert on the ball?
7. After uniformly accelerating his arm for a time t , a pitcher releases a baseball of weight $-F_g\mathbf{j}$ with a velocity $v\mathbf{i}$. If the ball starts from rest, (a) through what distance does the ball accelerate before its release? (b) What force does the pitcher exert on the ball?
8. Define one pound as the weight of an object of mass $0.453\,592\,37 \text{ kg}$ at a location where the acceleration due to gravity is $32.174\,0 \text{ ft/s}^2$. Express the pound as one quantity with one SI unit.
9. A 4.00-kg object has a velocity of $3.00\mathbf{i} \text{ m/s}$ at one instant. Eight seconds later, its velocity has increased to $(8.00\mathbf{i} + 10.0\mathbf{j}) \text{ m/s}$. Assuming the object was subject to a constant total force, find (a) the components of the force and (b) its magnitude.
10. The average speed of a nitrogen molecule in air is about $6.70 \times 10^2 \text{ m/s}$, and its mass is $4.68 \times 10^{-26} \text{ kg}$. (a) If it takes $3.00 \times 10^{-13} \text{ s}$ for a nitrogen molecule to hit a wall and rebound with the same speed but moving in the opposite direction, what is the average acceleration of the molecule during this time interval? (b) What average force does the molecule exert on the wall?

11. An electron of mass 9.11×10^{-31} kg has an initial speed of 3.00×10^5 m/s. It travels in a straight line, and its speed increases to 7.00×10^5 m/s in a distance of 5.00 cm. Assuming its acceleration is constant, (a) determine the force exerted on the electron and (b) compare this force with the weight of the electron, which we neglected.
12. A woman weighs 120 lb. Determine (a) her weight in newtons and (b) her mass in kilograms.
13. If a man weighs 900 N on the Earth, what would he weigh on Jupiter, where the acceleration due to gravity is 25.9 m/s^2 ?
14. The distinction between mass and weight was discovered after Jean Richer transported pendulum clocks from Paris to French Guiana in 1671. He found that they ran slower there quite systematically. The effect was reversed when the clocks returned to Paris. How much weight would you personally lose in traveling from Paris, where $g = 9.8095 \text{ m/s}^2$, to Cayenne, where $g = 9.7808 \text{ m/s}^2$? (We shall consider how the free-fall acceleration influences the period of a pendulum in Section 13.4.)
15. Two forces \mathbf{F}_1 and \mathbf{F}_2 act on a 5.00-kg mass. If $F_1 = 20.0 \text{ N}$ and $F_2 = 15.0 \text{ N}$, find the accelerations in (a) and (b) of Figure P5.15.

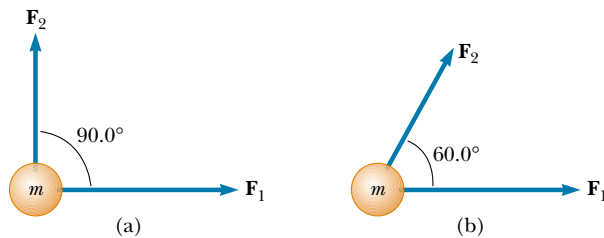


Figure P5.15

16. Besides its weight, a 2.80-kg object is subjected to one other constant force. The object starts from rest and in 1.20 s experiences a displacement of $(4.20 \text{ m})\mathbf{i} - (3.30 \text{ m})\mathbf{j}$, where the direction of \mathbf{j} is the upward vertical direction. Determine the other force.
17. You stand on the seat of a chair and then hop off. (a) During the time you are in flight down to the floor, the Earth is lurching up toward you with an acceleration of what order of magnitude? In your solution explain your logic. Visualize the Earth as a perfectly solid object. (b) The Earth moves up through a distance of what order of magnitude?
18. Forces of 10.0 N north, 20.0 N east, and 15.0 N south are simultaneously applied to a 4.00-kg mass as it rests on an air table. Obtain the object's acceleration.
19. A boat moves through the water with two horizontal forces acting on it. One is a 2000-N forward push caused by the motor; the other is a constant 1800-N resistive force caused by the water. (a) What is the accel-

ation of the 1 000-kg boat? (b) If it starts from rest, how far will it move in 10.0 s? (c) What will be its speed at the end of this time?

20. Three forces, given by $\mathbf{F}_1 = (-2.00\mathbf{i} + 2.00\mathbf{j}) \text{ N}$, $\mathbf{F}_2 = (5.00\mathbf{i} - 3.00\mathbf{j}) \text{ N}$, and $\mathbf{F}_3 = (-45.0\mathbf{i}) \text{ N}$, act on an object to give it an acceleration of magnitude 3.75 m/s^2 . (a) What is the direction of the acceleration? (b) What is the mass of the object? (c) If the object is initially at rest, what is its speed after 10.0 s? (d) What are the velocity components of the object after 10.0 s?
21. A 15.0-lb block rests on the floor. (a) What force does the floor exert on the block? (b) If a rope is tied to the block and run vertically over a pulley, and the other end is attached to a free-hanging 10.0-lb weight, what is the force exerted by the floor on the 15.0-lb block? (c) If we replace the 10.0-lb weight in part (b) with a 20.0-lb weight, what is the force exerted by the floor on the 15.0-lb block?

Section 5.7 Some Applications of Newton's Laws

22. A 3.00-kg mass is moving in a plane, with its x and y coordinates given by $x = 5t^2 - 1$ and $y = 3t^3 + 2$, where x and y are in meters and t is in seconds. Find the magnitude of the net force acting on this mass at $t = 2.00 \text{ s}$.
23. The distance between two telephone poles is 50.0 m. When a 1.00-kg bird lands on the telephone wire midway between the poles, the wire sags 0.200 m. Draw a free-body diagram of the bird. How much tension does the bird produce in the wire? Ignore the weight of the wire.
24. A bag of cement of weight 325 N hangs from three wires as shown in Figure P5.24. Two of the wires make angles $\theta_1 = 60.0^\circ$ and $\theta_2 = 25.0^\circ$ with the horizontal. If the system is in equilibrium, find the tensions T_1 , T_2 , and T_3 in the wires.

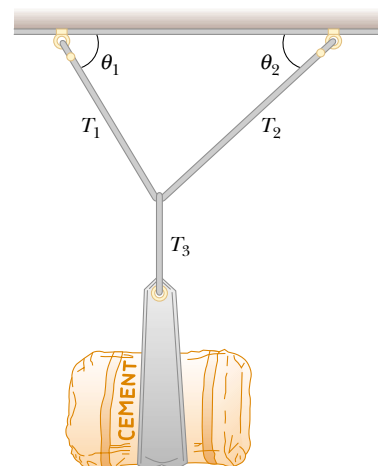


Figure P5.24 Problems 24 and 25.

25. A bag of cement of weight F_g hangs from three wires as shown in Figure P5.24. Two of the wires make angles θ_1 and θ_2 with the horizontal. If the system is in equilibrium, show that the tension in the left-hand wire is

$$T_1 = F_g \cos \theta_2 / \sin(\theta_1 + \theta_2)$$

26. You are a judge in a children's kite-flying contest, and two children will win prizes for the kites that pull most strongly and least strongly on their strings. To measure string tensions, you borrow a weight hanger, some slotted weights, and a protractor from your physics teacher and use the following protocol, illustrated in Figure P5.26: Wait for a child to get her kite well-controlled, hook the hanger onto the kite string about 30 cm from her hand, pile on weights until that section of string is horizontal, record the mass required, and record the angle between the horizontal and the string running up to the kite. (a) Explain how this method works. As you construct your explanation, imagine that the children's parents ask you about your method, that they might make false assumptions about your ability without concrete evidence, and that your explanation is an opportunity to give them confidence in your evaluation technique. (b) Find the string tension if the mass required to make the string horizontal is 132 g and the angle of the kite string is 46.3° .



Figure P5.26

27. The systems shown in Figure P5.27 are in equilibrium. If the spring scales are calibrated in newtons, what do they read? (Neglect the masses of the pulleys and strings, and assume the incline is frictionless.)
28. A fire helicopter carries a 620-kg bucket of water at the end of a cable 20.0 m long. As the aircraft flies back from a fire at a constant speed of 40.0 m/s, the cable makes an angle of 40.0° with respect to the vertical.
- Determine the force of air resistance on the bucket.
 - After filling the bucket with sea water, the pilot re-

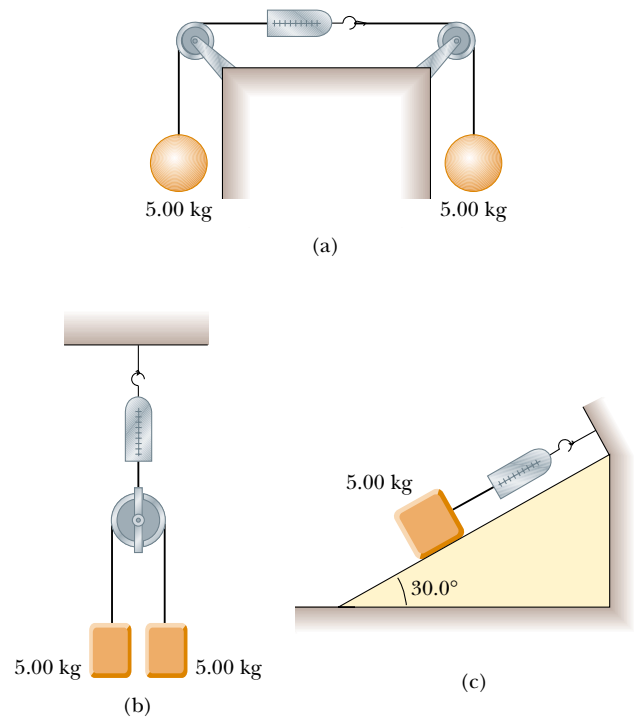


Figure P5.27

turns to the fire at the same speed with the bucket now making an angle of 7.00° with the vertical. What is the mass of the water in the bucket?

- WEB 29. A 1.00-kg mass is observed to accelerate at 10.0 m/s^2 in a direction 30.0° north of east (Fig. P5.29). The force \mathbf{F}_2 acting on the mass has a magnitude of 5.00 N and is directed north. Determine the magnitude and direction of the force \mathbf{F}_1 acting on the mass.

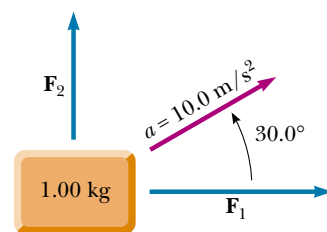


Figure P5.29

30. A simple accelerometer is constructed by suspending a mass m from a string of length L that is tied to the top of a cart. As the cart is accelerated the string-mass system makes a constant angle θ with the vertical.
- Assuming that the string mass is negligible compared with m , derive an expression for the cart's acceleration in terms of θ and show that it is independent of

the mass m and the length L . (b) Determine the acceleration of the cart when $\theta = 23.0^\circ$.

31. Two people pull as hard as they can on ropes attached to a boat that has a mass of 200 kg. If they pull in the same direction, the boat has an acceleration of 1.52 m/s^2 to the right. If they pull in opposite directions, the boat has an acceleration of 0.518 m/s^2 to the left. What is the force exerted by each person on the boat? (Disregard any other forces on the boat.)
32. Draw a free-body diagram for a block that slides down a frictionless plane having an inclination of $\theta = 15.0^\circ$ (Fig. P5.32). If the block starts from rest at the top and the length of the incline is 2.00 m, find (a) the acceleration of the block and (b) its speed when it reaches the bottom of the incline.

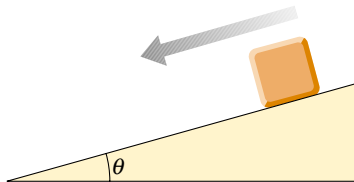


Figure P5.32

- WEB 33. A block is given an initial velocity of 5.00 m/s up a frictionless 20.0° incline. How far up the incline does the block slide before coming to rest?

34. Two masses are connected by a light string that passes over a frictionless pulley, as in Figure P5.34. If the incline is frictionless and if $m_1 = 2.00 \text{ kg}$, $m_2 = 6.00 \text{ kg}$, and $\theta = 55.0^\circ$, find (a) the accelerations of the masses, (b) the tension in the string, and (c) the speed of each mass 2.00 s after being released from rest.

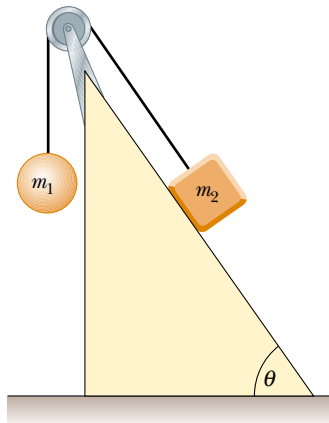


Figure P5.34

35. Two masses m_1 and m_2 situated on a frictionless, horizontal surface are connected by a light string. A force \mathbf{F} is exerted on one of the masses to the right (Fig. P5.35). Determine the acceleration of the system and the tension T in the string.

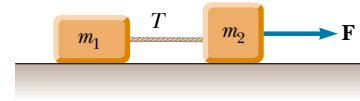


Figure P5.35 Problems 35 and 51.

36. Two masses of 3.00 kg and 5.00 kg are connected by a light string that passes over a frictionless pulley, as was shown in Figure 5.15a. Determine (a) the tension in the string, (b) the acceleration of each mass, and (c) the distance each mass will move in the first second of motion if they start from rest.

37. In the system shown in Figure P5.37, a horizontal force F_x acts on the 8.00-kg mass. The horizontal surface is frictionless. (a) For what values of F_x does the 2.00-kg mass accelerate upward? (b) For what values of F_x is the tension in the cord zero? (c) Plot the acceleration of the 8.00-kg mass versus F_x . Include values of F_x from -100 N to $+100 \text{ N}$.

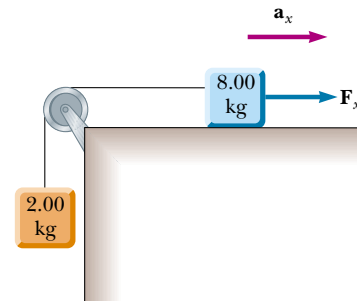


Figure P5.37

38. Mass m_1 on a frictionless horizontal table is connected to mass m_2 by means of a very light pulley P_1 and a light fixed pulley P_2 as shown in Figure P5.38. (a) If a_1 and a_2

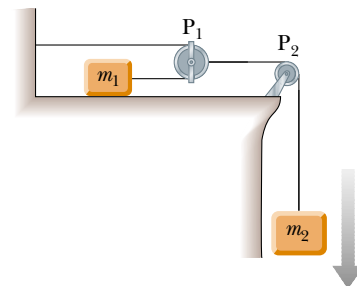


Figure P5.38

are the accelerations of m_1 and m_2 , respectively, what is the relationship between these accelerations? Express (b) the tensions in the strings and (c) the accelerations a_1 and a_2 in terms of the masses m_1 and m_2 and g .

- 39.** A 72.0-kg man stands on a spring scale in an elevator. Starting from rest, the elevator ascends, attaining its maximum speed of 1.20 m/s in 0.800 s. It travels with this constant speed for the next 5.00 s. The elevator then undergoes a uniform acceleration in the negative y direction for 1.50 s and comes to rest. What does the spring scale register (a) before the elevator starts to move? (b) during the first 0.800 s? (c) while the elevator is traveling at constant speed? (d) during the time it is slowing down?

Section 5.8 Forces of Friction

- 40.** The coefficient of static friction is 0.800 between the soles of a sprinter's running shoes and the level track surface on which she is running. Determine the maximum acceleration she can achieve. Do you need to know that her mass is 60.0 kg?
- 41.** A 25.0-kg block is initially at rest on a horizontal surface. A horizontal force of 75.0 N is required to set the block in motion. After it is in motion, a horizontal force of 60.0 N is required to keep the block moving with constant speed. Find the coefficients of static and kinetic friction from this information.
- 42.** A racing car accelerates uniformly from 0 to 80.0 mi/h in 8.00 s. The external force that accelerates the car is the frictional force between the tires and the road. If the tires do not slip, determine the minimum coefficient of friction between the tires and the road.
- 43.** A car is traveling at 50.0 mi/h on a horizontal highway. (a) If the coefficient of friction between road and tires on a rainy day is 0.100, what is the minimum distance in which the car will stop? (b) What is the stopping distance when the surface is dry and $\mu_s = 0.600$?
- 44.** A woman at an airport is towing her 20.0-kg suitcase at constant speed by pulling on a strap at an angle of θ above the horizontal (Fig. P5.44). She pulls on the strap with a 35.0-N force, and the frictional force on the suitcase is 20.0 N. Draw a free-body diagram for the suitcase. (a) What angle does the strap make with the horizontal? (b) What normal force does the ground exert on the suitcase?
- WEB 45.** A 3.00-kg block starts from rest at the top of a 30.0° incline and slides a distance of 2.00 m down the incline in 1.50 s. Find (a) the magnitude of the acceleration of the block, (b) the coefficient of kinetic friction between block and plane, (c) the frictional force acting on the block, and (d) the speed of the block after it has slid 2.00 m.
- 46.** To determine the coefficients of friction between rubber and various surfaces, a student uses a rubber eraser and an incline. In one experiment the eraser begins to slip down the incline when the angle of inclination is



Figure P5.44

36.0° and then moves down the incline with constant speed when the angle is reduced to 30.0° . From these data, determine the coefficients of static and kinetic friction for this experiment.

- 47.** A boy drags his 60.0-N sled at constant speed up a 15.0° hill. He does so by pulling with a 25.0-N force on a rope attached to the sled. If the rope is inclined at 35.0° to the horizontal, (a) what is the coefficient of kinetic friction between sled and snow? (b) At the top of the hill, he jumps on the sled and slides down the hill. What is the magnitude of his acceleration down the slope?
- 48.** Determine the stopping distance for a skier moving down a slope with friction with an initial speed of 20.0 m/s (Fig. P5.48). Assume $\mu_k = 0.180$ and $\theta = 5.00^\circ$.

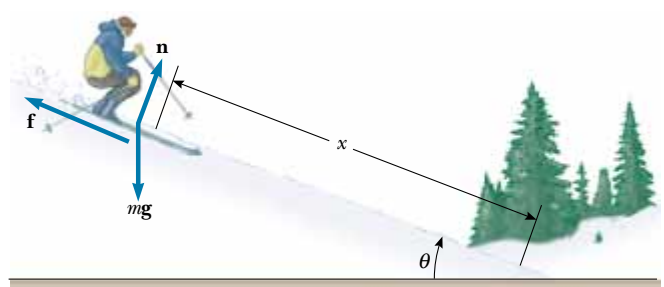


Figure P5.48

- 49.** A 9.00-kg hanging weight is connected by a string over a pulley to a 5.00-kg block that is sliding on a flat table (Fig. P5.49). If the coefficient of kinetic friction is 0.200, find the tension in the string.
- 50.** Three blocks are connected on a table as shown in Figure P5.50. The table is rough and has a coefficient of ki-

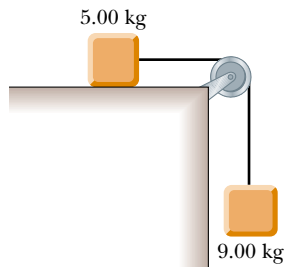


Figure P5.49

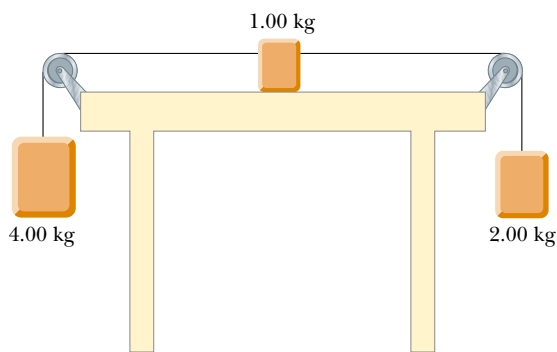


Figure P5.50

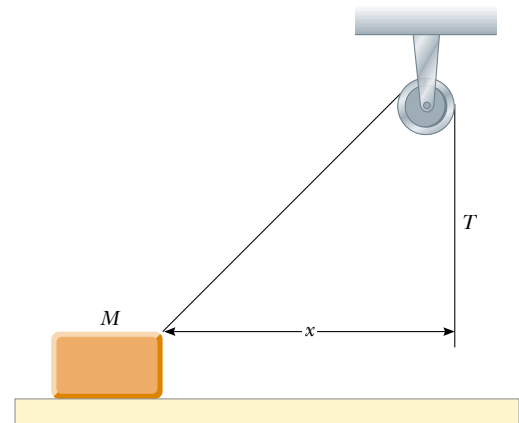


Figure P5.52

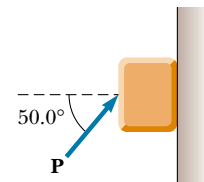


Figure P5.53

netic friction of 0.350. The three masses are 4.00 kg, 1.00 kg, and 2.00 kg, and the pulleys are frictionless. Draw a free-body diagram for each block. (a) Determine the magnitude and direction of the acceleration of each block. (b) Determine the tensions in the two cords.

- 51.** Two blocks connected by a rope of negligible mass are being dragged by a horizontal force \mathbf{F} (see Fig. P5.35). Suppose that $F = 68.0$ N, $m_1 = 12.0$ kg, $m_2 = 18.0$ kg, and the coefficient of kinetic friction between each block and the surface is 0.100. (a) Draw a free-body diagram for each block. (b) Determine the tension T and the magnitude of the acceleration of the system.

- 52.** A block of mass 2.20 kg is accelerated across a rough surface by a rope passing over a pulley, as shown in Figure P5.52. The tension in the rope is 10.0 N, and the pulley is 10.0 cm above the top of the block. The coefficient of kinetic friction is 0.400. (a) Determine the acceleration of the block when $x = 0.400$ m. (b) Find the value of x at which the acceleration becomes zero.

- 53.** A block of mass 3.00 kg is pushed up against a wall by a force \mathbf{P} that makes a 50.0° angle with the horizontal as shown in Figure P5.53. The coefficient of static friction between the block and the wall is 0.250. Determine the possible values for the magnitude of \mathbf{P} that allow the block to remain stationary.

ADDITIONAL PROBLEMS

- 54.** A time-dependent force $\mathbf{F} = (8.00\mathbf{i} - 4.00t\mathbf{j})$ N (where t is in seconds) is applied to a 2.00-kg object initially at rest. (a) At what time will the object be moving with a speed of 15.0 m/s? (b) How far is the object from its initial position when its speed is 15.0 m/s? (c) What is the object's displacement at the time calculated in (a)?
- 55.** An inventive child named Pat wants to reach an apple in a tree without climbing the tree. Sitting in a chair connected to a rope that passes over a frictionless pulley (Fig. P5.55), Pat pulls on the loose end of the rope with such a force that the spring scale reads 250 N. Pat's weight is 320 N, and the chair weighs 160 N. (a) Draw free-body diagrams for Pat and the chair considered as separate systems, and draw another diagram for Pat and the chair considered as one system. (b) Show that the acceleration of the system is *upward* and find its magnitude. (c) Find the force Pat exerts on the chair.
- 56.** Three blocks are in contact with each other on a frictionless, horizontal surface, as in Figure P5.56. A horizontal force \mathbf{F} is applied to m_1 . If $m_1 = 2.00$ kg, $m_2 = 3.00$ kg, $m_3 = 4.00$ kg, and $F = 18.0$ N, draw a separate free-body diagram for each block and find (a) the acceleration of the blocks, (b) the *resultant* force on each block, and (c) the magnitudes of the contact forces between the blocks.



Figure P5.55

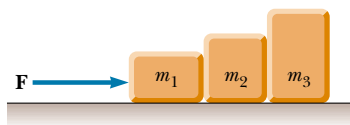


Figure P5.56

57. A high diver of mass 70.0 kg jumps off a board 10.0 m above the water. If his downward motion is stopped 2.00 s after he enters the water, what average upward force did the water exert on him?
58. Consider the three connected objects shown in Figure P5.58. If the inclined plane is frictionless and the system is in equilibrium, find (in terms of m , g , and θ) (a) the mass M and (b) the tensions T_1 and T_2 . If the value of M is double the value found in part (a), find (c) the acceleration of each object, and (d) the tensions T_1 and T_2 . If the coefficient of static friction between m and $2m$ and the inclined plane is μ_s , and

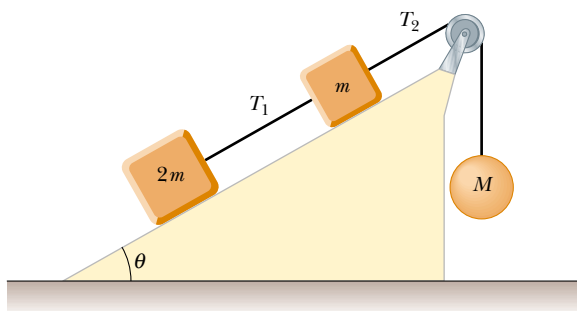


Figure P5.58

the system is in equilibrium, find (e) the minimum value of M and (f) the maximum value of M . (g) Compare the values of T_2 when M has its minimum and maximum values.

- WEB 59.** A mass M is held in place by an applied force \mathbf{F} and a pulley system as shown in Figure P5.59. The pulleys are massless and frictionless. Find (a) the tension in each section of rope, T_1 , T_2 , T_3 , T_4 , and T_5 and (b) the magnitude of \mathbf{F} . (*Hint:* Draw a free-body diagram for each pulley.)

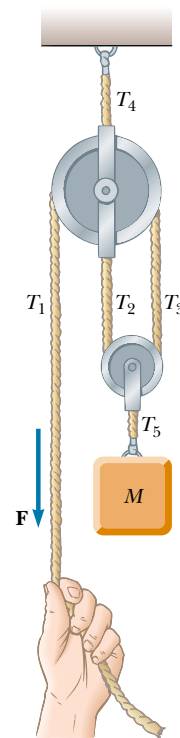


Figure P5.59

60. Two forces, given by $\mathbf{F}_1 = (-6.00\mathbf{i} - 4.00\mathbf{j})$ N and $\mathbf{F}_2 = (-3.00\mathbf{i} + 7.00\mathbf{j})$ N, act on a particle of mass 2.00 kg that is initially at rest at coordinates $(-2.00 \text{ m}, +4.00 \text{ m})$. (a) What are the components of the particle's velocity at $t = 10.0$ s? (b) In what direction is the particle moving at $t = 10.0$ s? (c) What displacement does the particle undergo during the first 10.0 s? (d) What are the coordinates of the particle at $t = 10.0$ s?
61. A crate of weight \mathbf{F}_g is pushed by a force \mathbf{P} on a horizontal floor. (a) If the coefficient of static friction is μ_s and \mathbf{P} is directed at an angle θ below the horizontal, show that the minimum value of P that will move the crate is given by

$$P = \mu_s F_g \sec \theta (1 - \mu_s \tan \theta)^{-1}$$

- (b) Find the minimum value of P that can produce mo-

tion when $\mu_s = 0.400$, $F_g = 100$ N, and $\theta = 0^\circ$, 15.0° , 30.0° , 45.0° , and 60.0° .

- 62. Review Problem.** A block of mass $m = 2.00$ kg is released from rest $h = 0.500$ m from the surface of a table, at the top of a $\theta = 30.0^\circ$ incline as shown in Figure P5.62. The frictionless incline is fixed on a table of height $H = 2.00$ m. (a) Determine the acceleration of the block as it slides down the incline. (b) What is the velocity of the block as it leaves the incline? (c) How far from the table will the block hit the floor? (d) How much time has elapsed between when the block is released and when it hits the floor? (e) Does the mass of the block affect any of the above calculations?

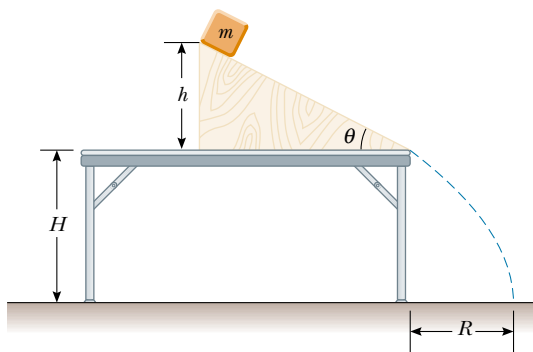


Figure P5.62

- 63.** A 1.30-kg toaster is not plugged in. The coefficient of static friction between the toaster and a horizontal countertop is 0.350. To make the toaster start moving, you carelessly pull on its electric cord. (a) For the cord tension to be as small as possible, you should pull at what angle above the horizontal? (b) With this angle, how large must the tension be?
- 64.** A 2.00-kg aluminum block and a 6.00-kg copper block are connected by a light string over a frictionless pulley. They sit on a steel surface, as shown in Figure P5.64, and $\theta = 30.0^\circ$. Do they start to move once any holding mechanism is released? If so, determine (a) their acceleration and (b) the tension in the string. If not, determine the sum of the magnitudes of the forces of friction acting on the blocks.

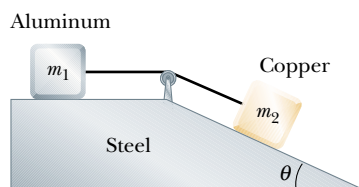


Figure P5.64

- 65.** A block of mass $m = 2.00$ kg rests on the left edge of a block of larger mass $M = 8.00$ kg. The coefficient of kinetic friction between the two blocks is 0.300, and the surface on which the 8.00-kg block rests is frictionless. A constant horizontal force of magnitude $F = 10.0$ N is applied to the 2.00-kg block, setting it in motion as shown in Figure P5.65a. If the length L that the leading edge of the smaller block travels on the larger block is 3.00 m, (a) how long will it take before this block makes it to the right side of the 8.00-kg block, as shown in Figure P5.65b? (Note: Both blocks are set in motion when \mathbf{F} is applied.) (b) How far does the 8.00-kg block move in the process?

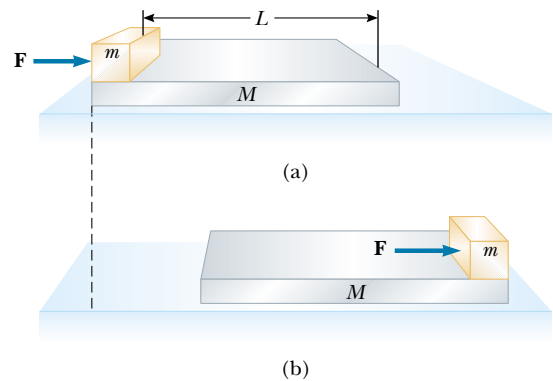


Figure P5.65

- 66.** A student is asked to measure the acceleration of a cart on a “frictionless” inclined plane as seen in Figure P5.32, using an air track, a stopwatch, and a meter stick. The height of the incline is measured to be 1.774 m, and the total length of the incline is measured to be $d = 127.1$ cm. Hence, the angle of inclination θ is determined from the relation $\sin \theta = 1.774/127.1$. The cart is released from rest at the top of the incline, and its displacement x along the incline is measured versus time, where $x = 0$ refers to the initial position of the cart. For x values of 10.0 cm, 20.0 cm, 35.0 cm, 50.0 cm, 75.0 cm, and 100 cm, the measured times to undergo these displacements (averaged over five runs) are 1.02 s, 1.53 s, 2.01 s, 2.64 s, 3.30 s, and 3.75 s, respectively. Construct a graph of x versus t^2 , and perform a linear least-squares fit to the data. Determine the acceleration of the cart from the slope of this graph, and compare it with the value you would get using $a' = g \sin \theta$, where $g = 9.80$ m/s².
- 67.** A 2.00-kg block is placed on top of a 5.00-kg block as in Figure P5.67. The coefficient of kinetic friction between the 5.00-kg block and the surface is 0.200. A horizontal force \mathbf{F} is applied to the 5.00-kg block. (a) Draw a free-body diagram for each block. What force accelerates the 2.00-kg block? (b) Calculate the magnitude of the force necessary to pull both blocks to the right with an

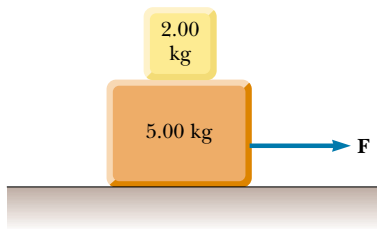


Figure P5.67

acceleration of 3.00 m/s^2 . (c) Find the minimum coefficient of static friction between the blocks such that the 2.00-kg block does not slip under an acceleration of 3.00 m/s^2 .

68. A 5.00-kg block is placed on top of a 10.0-kg block (Fig. P5.68). A horizontal force of 45.0 N is applied to the 10.0-kg block, and the 5.00-kg block is tied to the wall. The coefficient of kinetic friction between all surfaces is 0.200 . (a) Draw a free-body diagram for each block and identify the action–reaction forces between the blocks. (b) Determine the tension in the string and the magnitude of the acceleration of the 10.0-kg block.

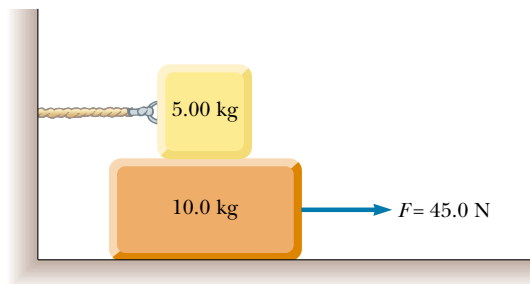


Figure P5.68

69. What horizontal force must be applied to the cart shown in Figure P5.69 so that the blocks remain stationary relative to the cart? Assume all surfaces, wheels, and pulley are frictionless. (Hint: Note that the force exerted by the string accelerates m_1 .)

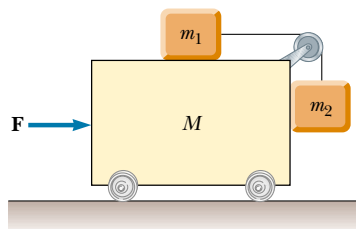


Figure P5.69 Problems 69 and 70.

70. Initially the system of masses shown in Figure P5.69 is held motionless. All surfaces, pulley, and wheels are frictionless. Let the force \mathbf{F} be zero and assume that m_2 can move only vertically. At the instant after the system of masses is released, find (a) the tension T in the string, (b) the acceleration of m_2 , (c) the acceleration of M , and (d) the acceleration of m_1 . (Note: The pulley accelerates along with the cart.)
71. A block of mass 5.00 kg sits on top of a second block of mass 15.0 kg , which in turn sits on a horizontal table. The coefficients of friction between the two blocks are $\mu_s = 0.300$ and $\mu_k = 0.100$. The coefficients of friction between the lower block and the rough table are $\mu_s = 0.500$ and $\mu_k = 0.400$. You apply a constant horizontal force to the lower block, just large enough to make this block start sliding out from between the upper block and the table. (a) Draw a free-body diagram of each block, naming the forces acting on each. (b) Determine the magnitude of each force on each block at the instant when you have started pushing but motion has not yet started. (c) Determine the acceleration you measure for each block.
72. Two blocks of mass 3.50 kg and 8.00 kg are connected by a string of negligible mass that passes over a frictionless pulley (Fig. P5.72). The inclines are frictionless. Find (a) the magnitude of the acceleration of each block and (b) the tension in the string.

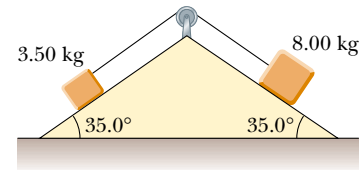


Figure P5.72 Problems 72 and 73.

73. The system shown in Figure P5.72 has an acceleration of magnitude 1.50 m/s^2 . Assume the coefficients of kinetic friction between block and incline are the same for both inclines. Find (a) the coefficient of kinetic friction and (b) the tension in the string.
74. In Figure P5.74, a 500-kg horse pulls a sledge of mass 100 kg . The system (horse plus sledge) has a forward acceleration of 1.00 m/s^2 when the frictional force exerted on the sledge is 500 N . Find (a) the tension in the connecting rope and (b) the magnitude and direction of the force of friction exerted on the horse. (c) Verify that the total forces of friction the ground exerts on the system will give the system an acceleration of 1.00 m/s^2 .
75. A van accelerates down a hill (Fig. P5.75), going from rest to 30.0 m/s in 6.00 s . During the acceleration, a toy ($m = 0.100 \text{ kg}$) hangs by a string from the van's ceiling. The acceleration is such that the string remains perpendicular to the ceiling. Determine (a) the angle θ and (b) the tension in the string.




Figure P5.74

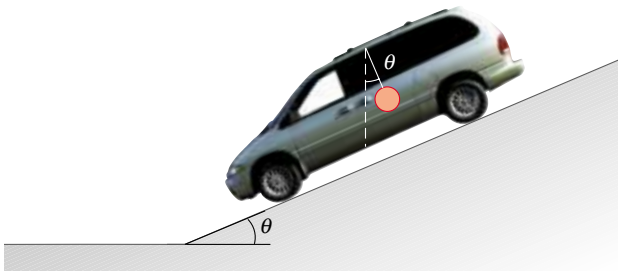


Figure P5.75

76. A mobile is formed by supporting four metal butterflies of equal mass m from a string of length L . The points of support are evenly spaced a distance ℓ apart as shown in Figure P5.76. The string forms an angle θ_1 with the ceiling at each end point. The center section of string is horizontal. (a) Find the tension in each section of string in terms of θ_1 , m , and g . (b) Find the angle θ_2 , in

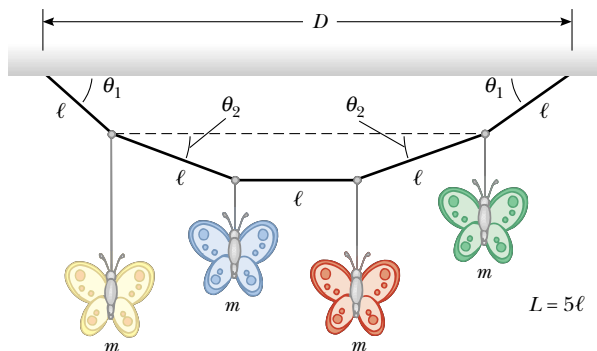


Figure P5.76

terms of θ_1 , that the sections of string between the outside butterflies and the inside butterflies form with the horizontal. (c) Show that the distance D between the end points of the string is

$$D = \frac{L}{5} \left\{ 2 \cos \theta_1 + 2 \cos \left[\tan^{-1} \left(\frac{1}{2} \tan \theta_1 \right) \right] + 1 \right\}$$

77. Before 1960 it was believed that the maximum attainable coefficient of static friction for an automobile tire was less than 1. Then about 1962, three companies independently developed racing tires with coefficients of 1.6. Since then, tires have improved, as illustrated in this problem. According to the 1990 Guinness Book of Records, the fastest time in which a piston-engine car initially at rest has covered a distance of one-quarter mile is 4.96 s. This record was set by Shirley Muldowney in September 1989 (Fig. P5.77). (a) Assuming that the rear wheels nearly lifted the front wheels off the pavement, what minimum value of μ_s is necessary to achieve the record time? (b) Suppose Muldowney were able to double her engine power, keeping other things equal. How would this change affect the elapsed time?



Figure P5.77

78. An 8.40-kg mass slides down a fixed, frictionless inclined plane. Use a computer to determine and tabulate the normal force exerted on the mass and its acceleration for a series of incline angles (measured from the horizontal) ranging from 0 to 90° in 5° increments. Plot a graph of the normal force and the acceleration as functions of the incline angle. In the limiting cases of 0 and 90°, are your results consistent with the known behavior?

ANSWERS TO QUICK QUIZZES

- 5.1 (a) True. Newton's first law tells us that motion requires no force: An object in motion continues to move at constant velocity in the absence of external forces. (b) True. A stationary object can have several forces acting on it, but if the vector sum of all these external forces is zero,

there is no net force and the object remains stationary. It also is possible to have a net force and no motion, but only for an instant. A ball tossed vertically upward stops at the peak of its path for an infinitesimally short time, but the force of gravity is still acting on it. Thus, al-

though $\mathbf{v} = 0$ at the peak, the net force acting on the ball is *not* zero.

- 5.2 No. Direction of motion is part of an object's *velocity*, and force determines the direction of acceleration, not that of velocity.
- 5.3 (a) Force of gravity. (b) Force of gravity. The only external force acting on the ball at *all* points in its trajectory is the downward force of gravity.
- 5.4 As the person steps out of the boat, he pushes against it with his foot, expecting the boat to push back on him so that he accelerates toward the dock. However, because the boat is untied, the force exerted by the foot causes the boat to scoot away from the dock. As a result, the person is not able to exert a very large force on the boat before it moves out of reach. Therefore, the boat does not exert a very large reaction force on him, and he

ends up not being accelerated sufficiently to make it to the dock. Consequently, he falls into the water instead. If a small dog were to jump from the untied boat toward the dock, the force exerted by the boat on the dog would probably be enough to ensure the dog's successful landing because of the dog's small mass.

- 5.5 (a) The same force is experienced by both. The fly and bus experience forces that are equal in magnitude but opposite in direction. (b) The fly. Because the fly has such a small mass, it undergoes a very large acceleration. The huge mass of the bus means that it more effectively resists any change in its motion.
- 5.6 (b) The crate accelerates to the right. Because the only horizontal force acting on it is the force of static friction between its bottom surface and the truck bed, that force must also be directed to the right.

Calvin and Hobbes

by Bill Watterson

