

REVISION-1



I. Look at the picture. How many things can you name ? Write them in English.



Example

cat

kite

.....


.....

.....





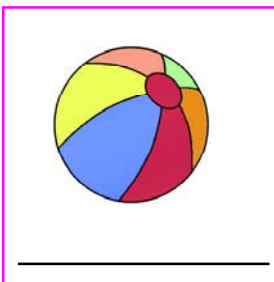
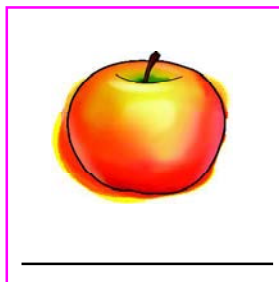
.....

REVISION-2

I. Match the pictures with the words.



II. Look at the pictures and write their names.



REVISION-3


I. Look at the picture and put a tick (✓) against the right word.



boy ()
girl ()
joker (✓)




woman ()
teacher ()
king ()



dog ()
lion ()
cat ()



jar ()
jug ()
bottle ()



kite ()
paper ()
kind ()




egg ()
leg ()
bag ()

II. Write the correct number of the word for the pictures and cross the word in the box.

Example

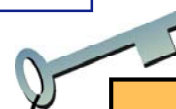
उदाहरण



1





1.	K	I	N	G
2.	K	I	T	E
3.	K	E	Y	
4.	J	U	G	
5.	L	I	O	N
6.	J	E	E	P



REVISION-4



- I. Look at each picture and say 'Right' or 'Wrong'. Cross the words that do not go with the pictures.



Example : ~~an owl~~

a mango

an orange




a nest

an ox

a monkey


- II. The grandmother has lost a mango, an orange, a nail and a nib on her way home. Trace the way on which she would find them.



REVISION-5

- I. Recognise the picture and find the words for them in the puzzle.

Example :



REVISION-6

I. Look at the pictures and say these sentences.

