



தமிழ்நாடு அரசு

# இரண்டாம் வகுப்பு

முதல் பருவம்

தொகுதி - 1

தமிழ்  
ENGLISH

தமிழ்நாடு அரசு விலையில்லாப் பாடநூல் வழங்கும் திட்டத்தின்கீழ் வெளியிடப்பட்டது

## பள்ளிக் கல்வித்துறை

தீண்டாமை மனித நேயமற்ற செயலும் பெருங்குற்றமும் ஆகும்

தமிழ்நாடு அரசு

முதல்பதிப்பு - 2019

திருத்திய பதிப்பு - 2020, 2022

(புதிய பாடத்திட்டத்தின்கீழ்  
வெளியிடப்பட்ட முப்பருவ நூல்)


விற்பனைக்கு அன்று

பாடநூல் உருவாக்கமும்  
தொகுப்பும்



மாநிலக் கல்வியியல் ஆராய்ச்சி மற்றும்  
பயிற்சி நிறுவனம்  
© SCERT 2019

நூல் அச்சாக்கம்



தமிழ்நாடு பாடநூல் மற்றும் கல்வியியல்  
பணிகள் கழகம்  
[www.textbooksonline.tn.nic.in](http://www.textbooksonline.tn.nic.in)

# ENGLISH

STANDARD - II

TERM - I



## Preface

This English Language textbook has been designed to enable a fun filled and engaging experience in learning the language. The approach allows for plenty of practice in the four language skills. It focuses on structure practice and vocabulary enrichment through a variety of language learning activities. These activities evoke interest and engaged practice in the language and thus lead to retention.



As per NCF 2005, language is learnt effectively when it is taught with exposure in meaningful context rather than as a subject. In accordance with this, the textbook has been drafted with themes related or familiar to children. The units provide space for effective individual and pair work and thus allow the teachers to focus on time management in multi - level classrooms.

### How to use the book

- The Term-I English Book for Standard II has **three units**.
- Each unit is planned **for a month**.
- The characters, **Valli and her pet Chittu** introduce each unit.
- Each unit is designed around life-oriented themes namely **Our home**, **Our body parts** and **Our feelings**.

Each unit starts with a colourful and pictorial **warm up page**.

**Let us recall** helps children to recollect their previous learning and connect it to the new content.



**Look and Say** pages can be used to develop vocabulary and speaking skill.

The sounds of the letters are taught through **phonics**.

**Word wall** can be used to learn **sight words** and **phonic words** in each lesson.

**Circle time** provides opportunity for the teachers to teach the language structures through games and activities. It develops listening and speaking skills.


**Let us know** provides scope for teaching grammar in a context. The dialogue between Valli and Chittu helps to learn grammar concepts inductively.

**Let us read** is a self reading text which is designed only with the sight words and phonic words that children have learnt already. It caters to develop fluency independently among children.

**Let us practise** develops reading and writing in children.

The activities in **Think Zone** can be used for promoting higher order thinking.

**Let us understand** is designed with exercises grading from simple to challenging tasks for comprehension of the content.



Let us make develops listening skill of children by following instructions and acting accordingly. This fun oriented activity provides opportunity to enhance their creativity.

I can do can be used for assessment of the content.



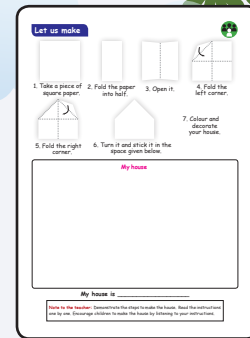
### Unit 1 - Our Sweet Home

Home is a place of comfort for the children.

In the story **Too Big... Too Small**, Mano expresses the dilemma any child could experience.

**Look and Say** page is for developing vocabulary. Various things at home are visualized for children to identify and name.

Simple directions are learnt through the poem "Up and Down."




### Unit 2 - Listen to Your Body

Children are always curious to know more about their **body**.

In the story, **Nina Wonders...** Nithin and Nina explore and talk about various parts of the body and their use.

Children identify dresses and colours illustrated in the **Look and Say** page.

The use of **magic words** is learnt through the poem **The Magic Words**. Teachers need to help children to use these words every day.



### Unit 3 - Know Your Feelings

Children are always keen to express their **feelings**.

The story **Not That One**, takes the children through Gopi's day and the feelings he has in each context.

In **Look and Say** page children learn to identify feelings and name them.

Children learn to become aware of their feelings through the poem **How Do I Feel?**



### Learning Outcome

- It is a **moment of pride** for children as they colour the apples in the tree.
- This **self-assessment** tool helps boost their **self-confidence**.
- It is also a **diagnostic page** for the teachers to ensure that each student has attained the expected **learning outcome** in each unit.



### Let us use the QR code in the text books ! How ?

- Download the QR code scanner from the Google PlayStore/ Apple App Store into your smartphone.
- Open the QR code scanner application.
- Once the scanner button in the application is clicked, camera opens and then bring it closer to the QR code in the text book.
- Once the camera detects the QR code, a url appears in the screen. Click the url and go to the content page.





# CONTENTS

S.No	Title	Page No.	Month
1.	Our Sweet Home	65	June
2.	Listen to Your Body	85	July
3.	Know Your Feelings	105	August

