

ACTIVITY - 1

નીચેનું કાવ્ય સાંભળો, દોહરાવો અને ગાઓ :

In the jungle, standing near the lake,
I saw a tiger looking at a snake.

In the jungle, swimming with a smile,
I saw a big green crocodile.

In the jungle, roaring loudly,
I saw a lion sitting proudly.

In the jungle, driving down the path,
I saw a hippopotamus taking a bath.

In the jungle, hanging on a tree.
I saw some monkeys laughing at me.

In the jungle on a branch in a tree,
I heard some parrots talking to me.

ACTIVITY - 2

સરખા પ્રાસવાળા (rhyming) શબ્દો જોડો :

lake	smile	path	
loudly	snake	tree	crocodile
me	proudly	bath	


ACTIVITY - 3

ચિત્ર જોઈ ખાલી જગ્યાની વિગતો પૂરો :




ઉદાહરણ : • What is it?

It is a pen.




• Where is the pencil?

It is on the table.



1. What is it?

2. What colour is the fish?





3. _____

It is a dog.

4. Where is the dog?





5. What colour is the umbrella?

ACTIVITY - 4 (A) ચિત્ર જુઓ. તેનું વર્ણન તમારા શિક્ષક પાસેથી સાંભળો અને વાંચો.

A LOVELY FAIR

Bakshipur is a small village. There is a fair in the village today. It is on the river bank. Men, women and children are in the fair.



Look at the shopkeepers.
Their shops are small. There
are toy-shops and fruit-shops in
the fair. There are tea-stalls also.

Rani and Rahim are at the fair.
Rani is five years old. Rahim is
studying in standard five.



Rani : Is there a balloon-man in the fair?

Rahim : Yes, there is.

Rani : Where is he?

Rahim : Look, he is near the tea stall.

Rani : Akhil, who are those children?

Rahim : They are my neighbours. They are Ashif, Joseph, Vedant, Bhavik and Nachiketa.

Rani : What are they looking at ?

Rahim : Colourful balloons.



Rani : What is that, Rahim ?

Rahim : It is called a merry-go-round. It is small. Look at the giant wheel near the merry-go-round. It is huge.

Rani : Let's buy ice-creams. Where is the ice-cream stall?

Rahim : It is under that tree, near the giant wheel.

Rani : Let's go there. I will take a big cup.

Rahim : OK.




Rani : Who is that man?

Rahim: He is a juggler. That is a box in his hand. It is empty. There are balls near him. Bottles are on the table.

Rani : Rahim, Look at that girl. She is a rope-walker. She is on that rope. There is a long bamboo in her hands. That is her father. That is his drum.

Rahim: Wow! It's a wonderful trick. Bakshipur fair is a lovely fair.



ACTIVITY - 4 (B)

નીચેના શબ્દો તમારા શિક્ષક બોલાવે તે પ્રમાણે મોટેથી બોલો :

a bazaar
a giant wheel
a lovely fair
a tea-stall

women
a merry-go-round
a long bamboo

neighbours
an ice-cream stall
a rope-rider

નીચેના શબ્દોની જોડ તમારા શિક્ષકની મદદથી મોટેથી બોલો :

a shop - shops
a toy - toys
a stall - stalls
a ball - balls
a book - books
a cat - cats
a dog - dogs
an apple - apples
an orange - oranges
a hand - hands
a kite - kites
a driver - drivers



a man - men
a woman - women
a postman - postmen
a policeman - policemen
a child - children
a wife - wives
a knife - knives
a foot - feet
a tooth - teeth
a deer - deer
a mouse - mice
an ox - oxen

ઉપરની શબ્દજોડની યાદીમાંથી પાઠમાં આવેલા શબ્દ તેની જોડ સાથે નીચેના કોષ્ટકમાં લખો :

ઉદાહરણ : a woman	women

ACTIVITY - 4 (C)

તમારા શિક્ષકની મદદથી 'One-many' પ્રવૃત્તિ કરો. તે પછી નીચેનાં વાક્યો ધ્યાનથી વાંચો. આપેલ ખાનામાં ઉદાહરણ પ્રમાણે ચિત્ર દોરો :
ઉદાહરણ :

			
This is a flower.	These are flowers.	It is a frog.	
These are nine kites.		This is a chocolate.	
These are knives.		These are mice.	

ACTIVITY - 5 (A)

નીચેનાં વિધાનો ખરાં છે કે ખોટાં તે કહો :

1. The balloonman is near the ice-cream stall.
2. A merry-go-round is huge.
3. An ice-cream stall is under the tree.
4. A rope walker is on the rope.
5. The bottles are on the box.

HELPLINE : One-many

Give me your lunch-box, please / Who has a sharpner ?/ I need a handkerchief./May I have your scarf ? - જેવાં વાક્યો બોલી વિદ્યાર્થીઓની વસ્તુઓ ભેગી કરો. તે વસ્તુઓની મદદથી - This is a scarf. These are scarves - જેવાં વાક્યો પહેલાં તમે બોલો પછી વિદ્યાર્થીઓ પાસે બોલાવો.

ACTIVITY - 5 (B)

છ મિત્રોનાં બે જૂથ બનાવો. એક જૂથ 'A' નાં વાક્યોની ચિઠ્ઠી બનાવી લે; બીજું જૂથ 'B' નાં વાક્યોની ચિઠ્ઠી બનાવી લે. હવે બંને જૂથ પોતાના જોડીદાર શોધે. જોડી બન્યા પછી બંને પોતાનું વાક્ય વર્ગ સમક્ષ રજૂ કરો. નીચેનાં વાક્યો જોડો :


A	B
1. The balloonman is...	1. near the merry-go-round.
2. The giant wheel is...	2. near the tea stall.
3. The ice-cream stall is...	3. on the table.
4. A rope-walker is...	4. under the tree.
5. The bottles are...	5. on the rope.
6. The box is...	6. in the juggler's hand.

ઉદાહરણ : The balloonman is near the tea stall.

1. _____
2. _____
3. _____
4. _____
5. _____

ACTIVITY - 6

જોડીમાં કામ કરો અને આ ચિત્રમાં તમને જે અજુગતું લાગ્યું હોય તે વર્ગ સમક્ષ રજૂ કરો. ચિત્રને આધારે તમારા શિક્ષકના પ્રશ્નોના જવાબ આપો. ત્યાર બાદ નીચેના પ્રશ્નોના જવાબ લખો :



1. Where is the table lamp?

Ans. _____

2. Where is the photo?

Ans. _____

3. Where are the books?

Ans. _____

4. Who is near the switch board?

Ans. _____

5. Are there two fans?

Ans. _____

6. Where is the telephone?

Ans. _____


7. How many children are there in the picture?

Ans. _____

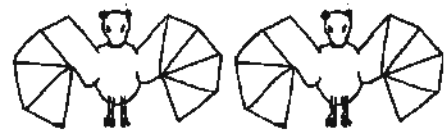
ACTIVITY - 7 (A)

ઉદાહરણ પ્રમાણે બાલી જગ્યા પૂરો :

ઉદાહરણ :



a bat
This is a bat.




bats
These are bats.

HELPLINE 6

ચિત્રને આધારે પ્રશ્ન પૂછો : (1) What is it? (2) Where is the clock? જોડીકાર્ય કરાવ્યા પછી મૌખિક કાર્ય કરાવો. તે પછી ઉપરની પ્રવૃત્તિ સમૂહમાં કરાવો.



a giraffe
This is _____.



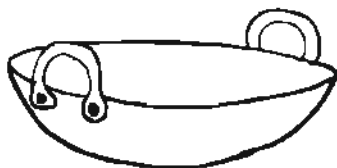
These are _____.



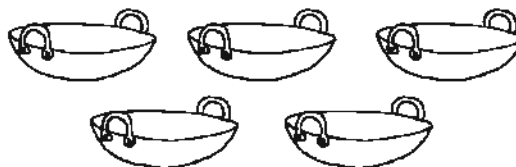
a man
_____.



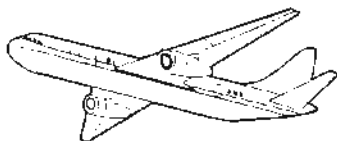
men
_____.



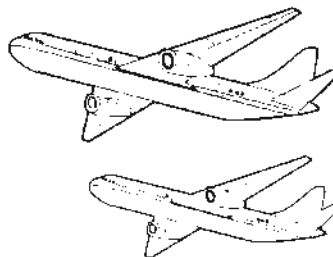
a pan
_____.



pans
_____.



an _____
_____.



_____.



an _____



ACTIVITY - 7 (B)

ચિત્ર જોઈ ઉદાહરણ પ્રમાણે વાક્ય બનાવો :

ઉદાહરણ :



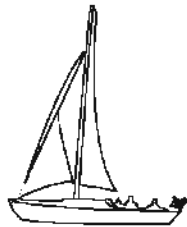
That is a carrot.

1.

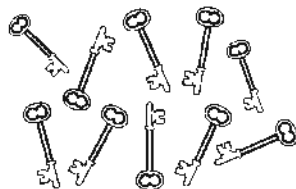


Those are carrots.

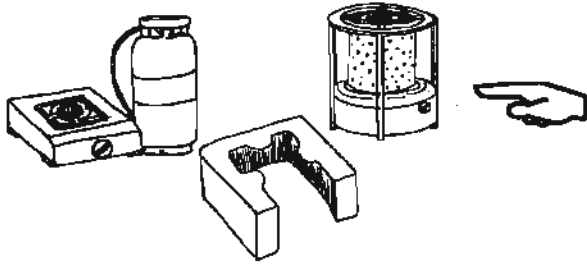
2.



3.




4.



and _____ and _____

5.



ACTIVITY - 8

નીચેના સંવાદો ભજવો :

Shloka : Hello! Good Morning, Mantra.

Mantra : Hello! Good morning. How are you?

Shloka : I'm fine. Where is your brother?

Mantra : He is at the library.

Shloka : Where is the library?

Mantra : It is near the 'OM' shopping centre.

Shloka : (Looking at Mantra's pocket) What is in your pocket?

Mantra : This is a toy mobile phone.

Shloka : How much is the mobile ?

Mantra : ₹ 25

Shloka : What colour is it ?

Mantra : Guess?

Shloka : Is it black ?

Mantra : No, it isn't.

Shloka : Is it pink ?

Mantra : Yes, it is.

Shloka : (Looking at the mobile) It is a very nice toy.


Mantra : Thank you.

ઉપરના સંવાદ પરથી આપેલ કોષ્ટકમાં વિગતો ભરો :

Shloka	Mantra
Where is your brother ?	He is at the library.
Where is the library?	_____
_____	This is a toy mobile phone.
_____	₹ 25
What colour is it?	_____
_____	Yes, it is.
Is it black?	_____
_____	_____

ACTIVITY - 9 (A)

વસ્તુ ઓળખો અને શબ્દ પૂર્ણ કરો :



1.

This is a _____

b

That is a _____

t b e




2.

This is a _____

t

That is a _____

p r _____



These are _____

b

Those are _____

k t _____




4.

This is an _____

a

That is an _____

l p a _____





5.

These are _____

m

Those are _____

n
o r n _____



ACTIVITY - 9 (B)

ઉદાહરણ મુજબ નીચેનાં વાક્યો લખો :

ઉદાહરણ : This is a doll.

This is a doll.

1. **These are rabbits.**

- 2. Are those doves?**

3. Is that a cap?

4. **Those are bananas.**

5. Is this an ox?

ACTIVITY - 10


ઉદાહરણનાં વાક્યો વાંચો અને ખાલી જગ્યામાં વિગતો પૂરો :

ଉତ୍ତରାଂଶ :



What is this?

It is an apple.




What are these?

They are apples.



- ## 1. What is that?

It is _____




2. What are those ?

They are _____.



3. _____ ?

_____ a hat?



4. _____ ?

_____ ?


5. What is that?

It is a _____.



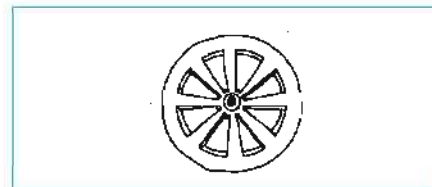
6. What are those?

They are _____.



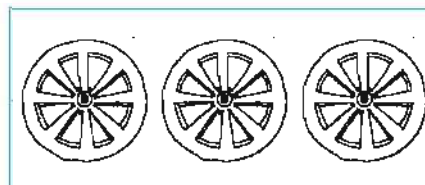
7. What is that?

It is a _____.



8. What are these?


_____.



9. _____



10. _____

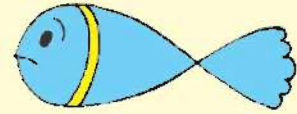


11. _____



સાંભળો, સંભળાવો અને ભજવો :

Teacher : What do you call a fish
without an eye?



Meenakshi : A fsh.

Teacher : Divya, how do you spell 'crocodile'?

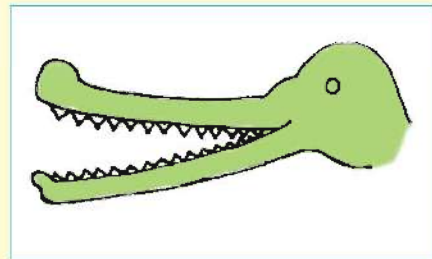



Divya : K-R-O-K-O-D-I-A-L.

Teacher : Hummm, that is not correct.

Divya : But you asked me how I spell it.

આપેલાં ચિત્રો માટેના શબ્દો ઉપરથી શોધીને લખો :





ENGLISH

(Second Language)

Standard 5

(Second Semester)